



# Government Gazette Staatskoerant

REPUBLIC OF SOUTH AFRICA  
REPUBLIEK VAN SUID-AFRIKA

Vol. 431

Pretoria, 30 May  
Mei 2001

No. 22227



AIDS HELPLINE: 0800-0123-22 Prevention is the cure

---

**CONTENTS**

No.

Page  
No. Gazette  
No.**GENERAL NOTICE****National Treasury, Department of***General Notice*1406 Public Finance Management Act: Statement of the national revenue, expenditure and borrowing as at 30 April 2001 3 22227

---

---

## GENERAL NOTICE

---

### NOTICE 1406 OF 2001

# **STATEMENT OF THE NATIONAL REVENUE, EXPENDITURE AND BORROWING AS AT 30 APRIL 2001 ISSUED BY THE DIRECTOR-GENERAL: NATIONAL TREASURY**

---

The attached statements of national revenue, expenditure and borrowing are issued in accordance with the requirements of Section 32 of the Public Finance Management Act.

The summary schedule includes information on the revenue and expenditure recorded in the general ledgers of the National Government. A schedule containing cash flow information is included as schedule 5 of this release.

National revenue is detailed in schedule 1. Total revenue for the month of April amounts to R12,613 billion, compared to R12,248 billion for April 2000. Total revenue received in April represents 5,4% of total budgeted revenue, compared to 5,7% for the same month in 2000.

Expenditure against the National Revenue Fund is set out in schedule 2. Total expenditure for the month of April is R20,867 billion which includes voted amounts of R10,123 billion, statutory payments of R10,736 billion and standing appropriations of R8,2 million. Expenditure for the month of April represents 8,1% of total budgeted expenditure of R258,3 billion, compared to 9% for the same month in 2000. Expenditure for April 2001 as compared to April 2000 has declined as service bonuses for the January to March months are now paid when due. Previously bonuses for the first three months of the calendar year were paid in the first month of the new fiscal year.

Schedule 3 contains information on extraordinary receipts and payments not included as revenue or expenditure. Special restructuring proceeds to the amount of R2,225 billion were received from SASRIA.

Schedule 4 sets out financing for the month of April.

Net domestic short-term borrowing for April increased by R3,907 billion, compared to an increase of R4,364 billion in April 2000.

Net domestic long-term loans for the month amount to R926,9 million, compared to R2,280 billion in April 2000.

Total net foreign loans for April increased by R5,964 billion, compared to R1,087 billion for April 2000. This includes an amount of R2,417 billion drawn on export credit facilities to finance strategic Department of Defence purchases and an amount of R3,544 million received in respect of the EURO 500 million 7% Notes 2008 loan issue.

In April cash and other balances increased by R4,769 billion.

Net borrowing for the month amounts to R6,029 billion, compared to R9,080 billion for the same period in 2000.

A cash flow schedule for the Exchequer Account is included as Schedule 5, summarising exchequer receipts and departmental requisitions for the National Revenue Fund. These flows differ from the actual receipts and outlays in schedules 1 and 2, mainly because of timing differences between the cash book transactions of departments and the South African Revenue Service, reflected in schedules 1 and 2, and the Exchequer Account cash flows.

**STATEMENT OF NATIONAL REVENUE, EXPENDITURE AND BORROWING AS AT 30 APRIL 2001**  
Summary schedule

Description	Schedule	2001/02		2000/01	
		Annual Budget R'000	April Actual R'000	Preliminary Outcome R'000	April Actual R'000
<b>Revenue</b>	<b>1</b>	<b>233,438,000</b>	<b>12,612,783</b>	<b>216,750,581</b>	<b>12,248,493</b>
<b>Expenditure</b>		<b>258,317,736</b>	<b>20,867,127</b>	<b>234,496,541</b>	<b>21,328,802</b>
<b>Voted amounts</b>	<b>2</b>	<b>98,833,946</b>	<b>10,123,311</b>	<b>91,937,956</b>	<b>9,004,296</b>
<b>Statutory amounts:</b>	<b>2</b>	<b>155,378,790</b>	<b>10,735,573</b>	<b>142,519,375</b>	<b>12,314,903</b>
State debt cost		48,138,000	1,140,887	46,910,401	1,215,897
Transfer to Provinces		104,136,460	9,472,283	94,408,341	11,078,056
Other		3,104,330	122,403	1,200,633	20,950
<b>Standing Appropriations</b>	<b>2</b>	<b>300,000</b>	<b>8,242</b>	<b>39,210</b>	<b>9,603</b>
<b>Unallocated</b>	<b>2</b>	<b>1,805,000</b>			
<b>Contingency Reserve</b>	<b>2</b>	<b>2,000,000</b>			
<b>Difference between revenue and expenditure</b>		<b>(24,879,736)</b>	<b>(8,254,344)</b>	<b>(17,745,960)</b>	<b>(9,080,309)</b>
<b>Extraordinary receipts</b>	<b>3</b>	<b>18,000,000</b>	<b>2,225,491</b>	<b>2,705,811</b>	<b>24</b>
<b>Extraordinary payments</b>	<b>3</b>	<b>(571,000)</b>		<b>(2,281,000)</b>	
<b>Net Borrowing requirement</b>		<b>(7,450,736)</b>	<b>(6,028,853)</b>	<b>(17,321,149)</b>	<b>(9,080,285)</b>
<b>Borrowings</b>					
<b>Domestic short term loans (net)</b>	<b>4</b>	<b>3,500,000</b>	<b>3,907,400</b>	<b>4,978,994</b>	<b>4,363,694</b>
<b>Domestic long term loans (net):</b>	<b>4</b>	<b>(7,353,687)</b>	<b>926,913</b>	<b>5,937,934</b>	<b>2,280,078</b>
Loans issued		16,984,562	1,185,998	22,700,698	2,501,973
Discount		(413,507)	(190,349)	(1,133,100)	(184,690)
Redemptions		(23,924,742)	(68,736)	(15,629,664)	(37,205)
<b>Foreign Loans (net):</b>	<b>4</b>	<b>11,304,423</b>	<b>5,963,611</b>	<b>1,901,874</b>	<b>1,087,418</b>
Loans issued		11,360,000	5,971,506	3,964,443	1,087,418
Discount		-	(7,895)	-	-
Redemptions		(55,577)	-	(2,062,569)	-
<b>Change in cash and other balances</b>	<b>4</b>		<b>(4,769,071)</b>	<b>4,502,347</b>	<b>1,349,095</b>
<b>Total borrowing</b>		<b>7,450,736</b>	<b>8,028,853</b>	<b>17,321,149</b>	<b>9,080,285</b>



**NATIONAL REVENUE ACCOUNT**  
**Schedule 1. Revenue**

Source of revenue	2001/02		2000/01	
	Annual Budget R'000	April Actual R'000	Preliminary Outcome R'000	April Actual R'000
<b><u>Direct Taxes</u></b>				
<b>Taxes on income and profits</b>	<b>131,582,000</b>	<b>7,875,006</b>	<b>125,850,112</b>	<b>6,959,783</b>
Income tax	90,122,000	6,913,499	116,465,578	6,742,686
Secondary tax on companies	4,200,000	957,258	4,583,748	211,201
Tax on retirement funds	6,300,000	4,249	4,800,810	5,896
Other	30,960,000	-	(24)	-
1)				
<b>Taxes on payroll and workforce</b>	<b>2,800,000</b>	<b>141,387</b>	<b>1,250,003</b>	<b>121</b>
Skills development levy	2,800,000	141,387	1,250,003	121
2)				
<b>Taxes on property</b>	<b>489,000</b>	<b>17,937</b>	<b>473,996</b>	<b>23,514</b>
Donations tax	20,000	663	32,089	1,014
Estate duty	469,000	17,274	441,907	22,500
<b>Total Direct Taxes</b>	<b>134,871,000</b>	<b>8,034,330</b>	<b>127,574,111</b>	<b>6,983,418</b>
<b><u>Indirect Taxes</u></b>				
<b>Taxes on financial and capital transactions</b>	<b>4,220,000</b>	<b>288,159</b>	<b>3,501,283</b>	<b>285,038</b>
Marketable securities tax	1,320,000	98,273	1,102,150	126,154
Transfer duties	2,900,000	189,886	2,399,133	158,884
<b>Domestic taxes on goods and services</b>	<b>86,285,000</b>	<b>5,085,013</b>	<b>78,794,586</b>	<b>5,479,472</b>
Value added tax	60,350,000	3,142,805	54,524,557	3,755,129
Excise duties	10,305,000	694,223	9,323,842	560,425
Beer	2,942,700	128,339	2,586,313	114,216
Sorghum beer and sorghum flour	53,600	3,479	48,773	1,312
Wine and other fermented beverages	508,260	35,723	434,080	31,354
Mineral water	138,100	9,677	151,565	14,418
Spirits	959,200	46,392	850,919	27,665
Cigarettes and cigarette tobacco	3,837,990	199,533	3,641,549	175,120
Pipe tobacco and cigars	362,150	23,149	289,069	17,208
Petroleum products	680,000	54,622	627,687	54,304
Ad valorem excise duties	823,000	193,309	693,887	124,828
Fuel levy	15,310,000	1,237,262	14,495,290	1,163,571
Levy on financial services	-	-	884	347
Revenue from neighboring countries	320,000	10,723	450,023	-
3)				
<b>Taxes on use of goods and permission to use goods or to perform activities</b>	<b>420,240</b>	<b>25,331</b>	<b>159,904</b>	<b>27,333</b>
Licences	-	634	(4,503)	258
Mining lease rights and licences	95,000	-	78,627	27,075
Departure tax	300,000	24,697	85,780	-
Other	25,240	-	-	-
4)				

Schedule 1. Revenue continued page 2

Source of revenue	2001/02		2000/01	
	Annual Budget R'000	April Actual R'000	Preliminary Outcome R'000	April Actual R'000
<b>Taxes on international trade and transactions</b>	<b>9,427,000</b>	<b>972,044</b>	<b>8,267,668</b>	<b>870,046</b>
Customs duties	9,237,000	892,544	7,839,980	600,332
Ordinary levy	15,000	701	10,387	1,018
Other	175,000	78,799	417,301	268,696
5)				
<b>Other taxes</b>	<b>1,585,000</b>	<b>161,015</b>	<b>1,555,822</b>	<b>136,700</b>
Stamp duties and fees	1,585,000	161,015	1,555,822	136,700
<b>Total Indirect Taxes</b>	<b>101,937,240</b>	<b>6,531,562</b>	<b>92,279,263</b>	<b>6,798,589</b>
<b>Unallocated Amounts / Cash in Transit</b>			<b>838,647</b>	
<b>Total Tax Revenue (gross)</b>	<b>236,808,240</b>	<b>14,565,892</b>	<b>220,692,021</b>	<b>13,782,007</b>
<b>Less: SACU payments</b>	<b>8,205,000</b>	<b>2,051,205</b>	<b>8,396,057</b>	<b>2,099,035</b>
6)				
<b>Total Tax Revenue (net of SACU payments)</b>	<b>228,603,240</b>	<b>12,514,687</b>	<b>212,295,964</b>	<b>11,682,972</b>
<b>Non-Tax Revenue</b>				
Interest and dividends	2,157,663	4,480	380,493	4,636
Mining leases and ownership	130,000	-	281,331	-
Recoveries of loans and repayments	93,330	2,093	112,274	8,595
Departmental activities	1,145,137	23,582	190,684	35,422
Extraordinary capital revenue	30,000	1	10,003	-
Other non-tax revenue	1,278,630	67,940	3,479,832	513,668
7)				
<b>Total Non-Tax Revenue</b>	<b>4,834,760</b>	<b>98,096</b>	<b>4,454,617</b>	<b>565,521</b>
<b>Total Revenue</b>	<b>233,438,000</b>	<b>12,612,783</b>	<b>216,750,581</b>	<b>12,248,493</b>

- 1) Non-resident shareholders tax, non-resident tax on interest and tax on undistributed profits
- 2) Levy on payroll dedicated to skills development and training
- 3) Including sales tax
- 4) Receipts of Human Resource Fund, Universal Service Agency, Universal Service Fund
- 5) Including diamond export duties, miscellaneous Customs and Excise income, as well as import surcharge collections
- 6) South African Customs Union payments
- 7) Including sale of products, state property rights, money prescribed by law, money not prescribed by law, fines and forfeitures, miscellaneous revenue and other revenue

**NATIONAL REVENUE ACCOUNT**  
**Schedule 2. Expenditure - 2000/02**

No. Vote	2001/02					
	Annual Budget			April		
	Current R'000	Capital R'000	Total R'000	Current R'000	Capital R'000	Total R'000
<b><u>Voted amounts</u></b>	<b>85,858,216</b>	<b>12,975,730</b>	<b>98,833,946</b>	<b>9,714,111</b>	<b>409,200</b>	<b>10,123,311</b>
<b>CENTRAL GOVERNMENT ADMINISTRATION</b>	<b>5,926,993</b>	<b>1,424,414</b>	<b>7,351,407</b>	<b>112,819</b>	<b>1,317</b>	<b>114,136</b>
1 Presidency	87,651	2,187	89,838	7,435	236	7,671
2 Parliament	261,922	6,634	268,556	25,380	12	25,392
3 Foreign Affairs	1,545,796	115,043	1,660,839	25,893	584	26,477
4 Home Affairs	823,538	229,491	1,053,029	50,500	316	50,816
5 Provincial and Local Government	3,208,086	1,071,079	4,279,165	3,611	168	3,780
<b>FINANCIAL AND ADMINISTRATIVE SERVICES</b>	<b>9,349,945</b>	<b>733,585</b>	<b>10,083,530</b>	<b>418,509</b>	<b>29,915</b>	<b>448,424</b>
6 Government Communications and Information Systems	120,213	-	120,213	4,429	-	4,429
7 National Treasury	8,509,579	666,918	9,176,497	385,229	28,427	413,655
8 Public Enterprise	127,541	2,081	129,622	1,683	-	1,683
9 Public Service and Administration	63,694	27,368	91,062	3,813	48	3,861
10 Public Service Commission	52,281	732	53,013	3,623	-	3,623
11 SA Management Development Institute	17,737	1,676	19,413	1,529	319	1,848
12 Statistics S A	458,900	34,810	493,710	18,203	1,121	19,324
<b>SOCIAL SERVICES</b>	<b>15,625,492</b>	<b>4,326,622</b>	<b>19,952,114</b>	<b>2,771,240</b>	<b>16,160</b>	<b>2,787,400</b>
13 Arts Culture Science and Technology	1,085,459	34,696	1,120,155	178,027	-	178,027
14 Education	7,966,907	241,954	8,208,861	1,906,004	15,067	1,921,071
15 Health	5,928,554	682,815	6,611,369	678,609	1,089	679,698
16 Housing	389,184	3,329,149	3,718,333	2,492	4	2,496
17 Social Development	189,480	1,458	190,938	4,133	-	4,133
18 Sport and Recreation	65,908	36,550	102,458	1,976	-	1,976
<b>JUSTICE AND PROTECTION SERVICES</b>	<b>40,999,461</b>	<b>1,679,117</b>	<b>42,678,578</b>	<b>5,284,873</b>	<b>3,155</b>	<b>5,288,028</b>
19 Correctional Services	5,500,334	671,912	6,172,246	377,997	-	377,997
20 Defence	15,751,536	51,554	15,803,090	3,342,971	-	3,342,971
21 Independent Complaints Directorate	25,620	1,095	26,715	1,889	134	2,024
22 Justice and Constitutional Development	3,182,528	362,357	3,544,885	199,841	3,020	202,862
23 Safety and Security	16,539,443	592,199	17,131,642	1,362,175	-	1,362,175
<b>ECONOMIC SERVICES AND INFRASTRUCTURE DEVELOPMENT</b>	<b>13,956,325</b>	<b>4,811,992</b>	<b>18,768,317</b>	<b>1,126,670</b>	<b>358,654</b>	<b>1,485,324</b>
24 Agriculture	695,557	79,620	775,177	84,889	4,060	88,949
25 Communications	481,592	5,931	487,523	14,597	179	14,776
26 Environmental Affairs and Tourism	797,679	184,039	981,718	46,293	65	46,359
27 Labour	735,337	66,316	801,653	43,042	311	43,353
28 Land Affairs	395,290	456,197	851,487	32,418	18,481	50,899
29 Minerals and Energy	570,218	635,564	1,205,782	100,975	12,358	113,333
30 Public Works	3,072,389	449,198	3,521,587	158,558	66,099	224,658
31 Trade and Industry	2,158,243	56,406	2,214,649	193,466	145	193,611
32 Transport	3,086,930	1,552,781	4,649,711	393,090	167,455	560,545
33 Water Affairs and Forestry	1,953,090	1,325,940	3,279,030	59,340	89,500	148,840

1) Departments are grouped according to functional areas that are not related to the GFS functional classification of government operations



**NATIONAL REVENUE ACCOUNT**  
**Schedule 2. Expenditure - 2001/02 continued page 2**

No.	Vote	2001/02					
		Annual Budget			April		
		Current R'000	Capital R'000	Total R'000	Current	Capital	Total
	<b><u>Statutory amounts</u></b>	<b>155,378,790</b>	-	<b>155,378,790</b>	<b>10,735,573</b>	-	<b>10,735,573</b>
7	<b>State Debt costs</b>	<b>48,138,000</b>	-	<b>48,138,000</b>	<b>1,140,887</b>	-	<b>1,140,887</b>
	Interest	48,085,700	-	48,085,700	1,137,113	-	1,137,113
	Other costs	52,300	-	52,300	3,774	-	3,774
7	<b>Equitable share transfer to Provinces</b>	<b>104,136,460</b>	-	<b>104,136,460</b>	<b>9,472,283</b>	-	<b>9,472,283</b>
	<b>Other statutory amounts</b>	<b>3,104,330</b>	-	<b>3,104,330</b>	<b>122,403</b>	-	<b>122,403</b>
1	Presidency	1,416	-	1,416	113	-	113
2	Parliament	154,113	-	154,113	12,260	-	12,260
3	Foreign Affairs	1	-	1	-	-	-
22	Justice and Constitutional Development	148,800	-	148,800	11,718	-	11,718
27	Labour	2,800,000	-	2,800,000	98,312	-	98,312
	<b><u>Standing appropriations</u></b>	<b>300,000</b>	-	<b>300,000</b>	<b>8,242</b>	-	<b>8,242</b>
	<b><u>Unallocated</u></b>	<b>1,805,000</b>	-	<b>1,805,000</b>	-	-	-
	<b><u>Contingency Reserve</u></b>	<b>2,000,000</b>	-	<b>2,000,000</b>	-	-	-
	<b>Total Expenditure</b>	<b>159,483,790</b>	-	<b>159,483,790</b>	<b>10,743,815</b>	-	<b>10,743,815</b>

- 1) Includes standing appropriations comprising of realised guarantee liabilities, subscription payments to IDA and IBRD as well as valuation adjustment payments to the IMF  
 2) Amounts still to be allocated for HIV / Aids, Poverty relief, Infrastructure and Flood relief  
 3) Unforeseen and unavoidable expenditure to be allocated in the Adjustment Estimate

NATIONAL REVENUE ACCOUNT  
Schedule 2. Expenditure - 2000/01 continued page 3

No.	Vote	2000/01					
		Preliminary Outcome			April		
		Current R'000	Capital R'000	Total R'000	Current R'000	Capital R'000	Total R'000
	<b><u>Voted amounts</u></b>	<b>84,965,075</b>	<b>6,972,881</b>	<b>91,937,956</b>	<b>8,713,761</b>	<b>290,535</b>	<b>9,004,296</b>
	<b>CENTRAL GOVERNMENT ADMINISTRATION</b>	<b>6,069,721</b>	<b>1,178,822</b>	<b>7,248,543</b>	<b>489,059</b>	<b>39,472</b>	<b>528,531</b>
1	Presidency	79,846	5,221	85,067	10,091	-	10,091
2	Parliament	240,706	26,815	267,521	21,700	166	21,866
3	Foreign Affairs	1,510,967	73,706	1,584,673	72,005	1,729	73,734
4	Home Affairs	1,380,559	217,580	1,598,139	46,235	37,562	83,797
5	Provincial and Local Government	2,857,643	855,500	3,713,143	339,028	15	339,043
	<b>FINANCIAL AND ADMINISTRATIVE SERVICES</b>	<b>10,783,044</b>	<b>404,197</b>	<b>11,187,241</b>	<b>378,479</b>	<b>30,512</b>	<b>408,991</b>
6	Government Communications and Information Systems	65,551	23	65,574	7,760	-	7,760
7	National Treasury	10,415,399	327,070	10,742,469	352,318	30,063	382,381
8	Public Enterprise	32,261	-	32,261	2,275	-	2,275
9	Public Service and Administration	51,803	33,010	84,813	3,729	135	3,864
10	Public Service Commission	40,325	1,632	41,957	2,490	42	2,532
11	SA Management Development Institute	17,282	1,338	18,620	1,432	67	1,499
12	Statistics S A	160,423	41,124	201,547	8,475	205	8,680
	<b>SOCIAL SERVICES</b>	<b>18,219,106</b>	<b>713,714</b>	<b>18,932,820</b>	<b>4,134,621</b>	<b>12,412</b>	<b>4,147,033</b>
13	Arts Culture Science and Technology	943,845	2,615	946,460	174,320	101	174,421
14	Education	7,343,095	214,898	7,557,993	3,239,120	12,074	3,251,194
15	Health	6,191,246	454,821	6,646,067	711,943	218	712,161
16	Housing	3,291,596	38,436	3,330,032	3,771	8	3,779
17	Social Development	378,918	2,944	381,862	4,760	11	4,771
18	Sport and Recreation	70,406	-	70,406	707	-	707
	<b>JUSTICE AND PROTECTION SERVICES</b>	<b>36,827,962</b>	<b>353,908</b>	<b>37,181,870</b>	<b>2,894,346</b>	<b>22,641</b>	<b>2,916,987</b>
19	Correctional Services	5,188,191	(1)	5,188,190	450,529	-	450,529
20	Defence	13,899,572	-	13,899,572	829,058	-	829,058
21	Independent Complaints Directorate	24,532	921	25,453	1,040	1,318	2,358
22	Justice and Constitutional Development	2,523,146	43,151	2,566,297	196,961	1,444	198,405
23	Safety and Security	15,192,521	309,837	15,502,358	1,416,758	19,879	1,436,637
	<b>ECONOMIC SERVICES AND INFRASTRUCTURE DEVELOPMENT</b>	<b>13,065,242</b>	<b>4,322,240</b>	<b>17,387,482</b>	<b>817,256</b>	<b>185,498</b>	<b>1,002,754</b>
24	Agriculture	685,802	37,058	722,860	78,991	1,228	80,219
25	Communications	440,570	15,268	455,838	15,618	536	16,154
26	Environmental Affairs and Tourism	723,714	24,456	748,170	50,988	71	51,059
27	Labour	695,183	35,456	730,639	52,405	105	52,510
28	Land Affairs	361,817	405,475	767,292	25,578	5,903	31,481
29	Minerals and Energy	565,130	26,949	592,079	107,294	9,082	116,376
30	Public Works	3,252,717	954,951	4,207,668	195,438	39,249	234,687
31	Trade and Industry	2,151,080	8,489	2,159,569	108,128	534	108,662
32	Transport	3,344,036	755,446	4,099,482	144,095	51,000	195,095
33	Water Affairs and Forestry	845,193	2,058,692	2,903,885	38,721	77,790	116,511

1) Departments are grouped according to functional areas that are not related to the GFS functional classification of government operations

2) Capital expenditure excludes capital transfers to other levels of government captured as current transfers in the ledgers of government

**NATIONAL REVENUE ACCOUNT**  
**Schedule 2. Expenditure - 2000/01 continued page 4**

No.	Vote	2000/01					
		Preliminary Outcome			April		
		Current R'000	Capital R'000	Total R'000	Current R'000	Capital R'000	Total R'000
	<b><u>Statutory amounts</u></b>	<b>142,519,375</b>	-	<b>142,519,375</b>	<b>12,314,903</b>	-	<b>12,314,903</b>
7	<b>State Debt costs</b>	<b>46,910,401</b>	-	<b>46,910,401</b>	<b>1,215,897</b>	-	<b>1,215,897</b>
	Interest	46,110,472	-	46,110,472	1,019,285	-	1,019,285
	Other costs	799,929	-	799,929	196,612	-	196,612
7	<b>Equitable share transfer to Provinces</b>	<b>94,408,341</b>	-	<b>94,408,341</b>	<b>11,078,056</b>	-	<b>11,078,056</b>
	<b>Other statutory amounts</b>	<b>1,200,633</b>	-	<b>1,200,633</b>	<b>20,950</b>	-	<b>20,950</b>
1	Presidency	1,349	-	1,349	107	-	107
2	Parliament	149,772	-	149,772	11,825	-	11,825
3	Foreign Affairs	-	-	-	-	-	-
22	Justice and Constitutional Development	147,836	-	147,836	9,018	-	9,018
27	Labour	901,676	-	901,676	-	-	-
	<b><u>Standing appropriations</u></b>	<b>39,210</b>	-	<b>39,210</b>	<b>9,603</b>	-	<b>9,603</b>
	<b><u>Unallocated</u></b>	-	-	-	-	-	-
	<b><u>Contingency Reserve</u></b>	-	-	-	-	-	-
	<b>Total Expenditure</b>	<b>142,558,585</b>	-	<b>142,558,585</b>	<b>12,324,506</b>	-	<b>12,324,506</b>

- 1) Includes standing appropriations comprising of realised guarantee liabilities, subscription payments to IDA and IBRD as well as valuation adjustment payments to the IMF
- 2) Amounts still to be allocated for HIV / Aids, Poverty relief, Infrastructure and Flood relief
- 3) Unforeseen and unavoidable expenditure to be allocated in the Adjustment Estimate
- 4) An amount of R184,691 million was erroneously included in the debt cost figures published during May 2000

**NATIONAL REVENUE ACCOUNTS**  
**Schedule 3. Extraordinary receipts / payments**

Description	2001/02		2000/01	
	Annual Budget R'000	April R'000	Preliminary Outcome R'000	April R'000
<b>Extraordinary receipts:</b>	<b>18,000,000</b>	<b>2,225,491</b>	<b>2,705,811</b>	<b>24</b>
- Special restructuring proceeds from SASRIA	-	2,225,491	363,011	-
- Special restructuring dividends from Transnet	-	-	1,777,778	-
- Profit on conversion of Foreign loans	-	-	24	24
- Special proceeds from Telkom	-	-	564,998	-
<b>Extraordinary payments</b>	<b>(571,000)</b>	<b>-</b>	<b>(2,281,000)</b>	<b>-</b>
- Debt takeover of the SA Rail Commuter Corporation	-	-	2,281,000	-

**NATIONAL REVENUE ACCOUNTS**  
**Schedule 4. Financing**

Description	2001/02		2000/01	
	Annual Budget R'000	April R'000	Preliminary Outcome R'000	April R'000
<b>Domestic short-term loans</b>				
<b>Treasury Bills:</b>	<b>3,500,000</b>	<b>500,000</b>	<b>3,500,000</b>	<b>400,000</b>
Shorter than 91 days	-	-	-	-
91 days	3,500,000	500,000	3,500,000	400,000
182 days	-	-	-	-
<b>Corporation for Public Deposits</b>	<b>-</b>	<b>3,407,400</b>	<b>1,478,994</b>	<b>3,963,694</b>
<b>Total domestic short-term loans (Net)</b>	<b>3,500,000</b>	<b>3,907,400</b>	<b>4,978,994</b>	<b>4,363,694</b>
<b>Domestic long-term loans</b>				
<b>Redemptions:</b>	<b>(23,924,742)</b>	<b>(68,736)</b>	<b>(15,629,664)</b>	<b>(37,205)</b>
R085 (10.50% 2000/04/15)	-	-	(7,801)	(7,801)
R086 (10.25% 2000/04/15)	-	-	(15,697)	(15,698)
R083 (10.625% 2000/04/15)	-	-	(9,206)	(9,206)
QW01 (9.67% 2000/04/30)	-	-	(1,500)	(1,500)
R148 (11.50% 2000/05/30)	-	-	(7,501,714)	-
SL03 (9.60% 2000/07/01)	-	-	(20,000)	-
SL06 (10.20% 2000/07/01)	-	-	(18,432)	-
GZ11 (17.10% 2000/08/31)	-	-	(7,000)	-
R055 (10.00% 2000/10/15)	-	-	(9,888)	-
CK03 (9.70% 2000/10/31)	-	-	(2,000)	-
TR04 (10.25% 2000/11/01)	-	-	(25,000)	-
R149 (11.50% 2000/11/30)	-	-	(7,500,193)	-
Z068 (16.45% 2001/04/01)	-	(15,000)	-	-
Z076 (14.68% 2001/04/01)	-	(25,000)	-	-
R088 (9.75% 2001/04/30)	-	(116)	-	-
CK13 (10.62% 2001/04/30)	-	(4,750)	-	-
Former SARB Namibian loan facility	-	(23,835)	(5,266)	-
Former regional authorities' debt	-	(35)	(37,860)	(3,000)
Book profit on switches:	-	-	(468,105)	-
R177 (9.50% 2007/05/15)	-	-	(153,847)	-
R179 (10.00% 2013/08/13)	-	-	(314,258)	-
<b>New loans (Gross):</b>	<b>16,984,562</b>	<b>1,185,998</b>	<b>22,700,698</b>	<b>2,501,973</b>
Cash value	17,398,069	1,002,567	21,656,144	2,317,283
Discount	(413,507)	190,349	1,133,100	184,690
Premium	-	(6,918)	(277,723)	-
Revaluation	-	-	189,177	-
<b>R150 (12.00% 2004-5-6/02/28)</b>	<b>-</b>	<b>500,000</b>	<b>8,317,839</b>	<b>538,000</b>
Cash value	-	506,918	8,065,553	505,502
Discount	-	-	288,989	32,498
Premium	-	(6,918)	(36,683)	-
<b>R162 (12.50% 2002/01/15)</b>	<b>-</b>	<b>-</b>	<b>485,000</b>	<b>-</b>
Cash value	-	-	492,578	-
Discount	-	-	-	-
Premium	-	-	(7,578)	-
<b>R175 (9.00% 2000/10/15)</b>	<b>-</b>	<b>-</b>	<b>529,000</b>	<b>-</b>
Cash value	-	-	504,899	-
Discount	-	-	24,101	-
Premium	-	-	-	-
<b>R184 (12.50% 2006/12/21)</b>	<b>-</b>	<b>-</b>	<b>(415,000)</b>	<b>-</b>
Cash value	-	-	(415,000)	-
Discount	-	-	-	-
Premium	-	-	-	-
<b>R177 (9.50% 2007/05/15)</b>	<b>-</b>	<b>-</b>	<b>(1,106,153)</b>	<b>-</b>
Cash value	-	-	(1,106,153)	-
Discount	-	-	-	-
Premium	-	-	-	-
<b>R153 (13.00% 2009-10-11/08/31)</b>	<b>-</b>	<b>-</b>	<b>3,429,670</b>	<b>400,000</b>
Cash value	-	-	3,425,921	373,770
Discount	-	-	97,118	26,230
Premium	-	-	(93,369)	-



Schedule 4. Financing continued page 2

Description	2001/02		2000/01	
	Annual Budget R'000	April R'000	Preliminary Outcome R'000	April R'000
R157 (13.50% 2014-15-16/09/15)	-	-	4,428,848	-
Cash value	-	-	4,449,179	-
Discount	-	-	119,762	-
Premium	-	-	(140,093)	-
R186 (10.50% 2025-26-27/12/21)	-	-	3,351,445	526,000
Cash value	-	-	2,766,082	401,926
Discount	-	-	585,363	124,074
Premium	-	-	-	-
R193 (Floating-Rate 2003/03/30)	-	-	4,500,000	1,000,000
Cash value	-	-	4,482,213	998,112
Discount	-	-	17,787	1,888
Premium	-	-	-	-
R189 (6.50% 2013/03/31)	-	-	2,932,870	-
Cash value	-	-	2,743,693	-
Discount	-	-	-	-
Premium	-	-	-	-
Revaluation	-	-	189,177	-
R179 (10.00% 2013/08/13)	-	-	(1,885,742)	-
Cash value	-	-	(1,885,742)	-
Discount	-	-	-	-
Premium	-	-	-	-
R194 (10.00% 207-08-09/02/08)	-	1,896,000	-	-
Cash value	-	1,705,651	-	-
Discount	-	190,349	-	-
Premium	-	-	-	-
Z016 (0.00% 2014/03/31)	-	(1,253,783)	(2,045,827)	-
Cash value	-	(1,253,783)	(2,045,827)	-
Amortised interest on Zero Coupon loans (cash value)	-	43,781	178,748	37,973
Z068 (16.45% 2001/04/01)	-	1,090	1,947	937
Z076 (14.68% 2001/04/01)	-	1,681	3,030	1,462
Z085 (14.35% 2002/04/01)	-	7,636	13,772	6,648
Z089 (14.97% 2002/04/30)	-	30,150	54,146	26,096
Z064 (16.48% 2002/09/01)	-	-	17,325	-
Z066 (16.54% 2002/09/01)	-	-	5,789	-
Z075 (14.85% 2002/09/01)	-	-	34,630	-
Z079 (14.02% 2003/04/01)	-	1,099	1,987	960
Z013 (12.04% 2004/06/30)	-	-	513	-
Z069 (15.71% 2005/06/30)	-	-	2,843	-
Z065 (16.53% 2005/07/01)	-	-	1,437	-
Z070 (15.70% 2005/07/01)	-	-	4,263	-
Z073 (15.60% 2005/12/31)	-	-	658	-
Z015 (12.60% 2006/06/30)	-	-	407	-
Z005 (13.913% 2008/08/31)	-	-	1,147	-
Z008 (14.299% 2008/10/31)	-	241	434	209
Z021 (12.60% 2009/04/30)	-	1,140	2,080	1,008
Z006 (13.912% 2013/08/31)	-	-	703	-
Z009 (12.15% 2013/11/30)	-	-	214	-
Z018 (13.35% 2014/03/31)	-	-	154	-
Z019 (13.30% 2014/06/30)	-	-	531	-
Z025 (13.00% 2014/11/30)	-	-	660	-
Z014 (12.60% 2015/06/30)	-	-	2,477	-
Z071 (15.64% 2015/07/01)	-	-	7,956	-
Z020 (13.20% 2015/10/19)	-	744	1,351	653
Z109 (14.10% 2016/09/15)	-	-	16,941	-
Z083 (15.25% 2019/09/30)	-	-	1,352	-
<b>Total domestic long-term loans (inclusive of discount)</b>	<b>(6,940,180)</b>	<b>1,117,262</b>	<b>7,071,034</b>	<b>2,464,768</b>
<b>Less: Discount</b>	<b>(413,507)</b>	<b>(190,349)</b>	<b>(1,133,100)</b>	<b>(184,690)</b>
<b>Total domestic long-term loans (net)</b>	<b>(7,353,687)</b>	<b>926,913</b>	<b>5,937,934</b>	<b>2,280,078</b>

## Schedule 4. Financing continued page 3

Description	2001/02		2000/01	
	Annual Budget R'000	April R'000	Preliminary Outcome R'000	April R'000
<b>Foreign loans</b>				
<b>Redemptions:</b>	(55,577)	-	(2,062,569)	-
<i>Rand value at date of issue</i>	(12,295)	-	(1,327,802)	-
<i>Revaluation</i>	(43,282)	-	(734,767)	-
TY2/25 Credit Suisse Rev Credit 2001/08/15	-	-	(29,861)	-
<i>Rand value at date of issue</i>	-	-	(4,611)	-
<i>Revaluation</i>	-	-	(25,250)	-
TY2/30 Dresdner Bank 2001/08/15	-	-	(30,602)	-
<i>Rand value at date of issue</i>	-	-	(2,158)	-
<i>Revaluation</i>	-	-	(28,444)	-
TY2/36A Krediet Bank 2001/08/15	-	-	(3,630)	-
<i>Rand value at date of issue</i>	-	-	(1,751)	-
<i>Revaluation</i>	-	-	(1,879)	-
TY2/36B Union Bank 2001/08/15	-	-	(30,724)	-
<i>Rand value at date of issue</i>	-	-	(14,917)	-
<i>Revaluation</i>	-	-	(15,807)	-
TY2/41 SBIEFCO 2001/08/15	-	-	(6,968)	-
<i>Rand value at date of issue</i>	-	-	(1,151)	-
<i>Revaluation</i>	-	-	(5,817)	-
TY2/60 5% JPY 30 000 MIL YEN BOND 2000/06/01	-	-	(1,960,784)	-
<i>Rand value at date of issue</i>	-	-	(1,303,214)	-
<i>Revaluation</i>	-	-	(657,570)	-
<b>New loans (Gross):</b>	<b>11,360,000</b>	<b>5,971,506</b>	<b>3,964,443</b>	<b>1,087,418</b>
<i>Cash value</i>	11,360,000	5,963,611	3,964,443	1,087,418
<i>Discount</i>	-	7,895	-	-
TY2/65 IBRD World Bank Loan 2009/01/15	-	-	26,806	-
<i>Cash value</i>	-	-	26,806	-
<i>Discount</i>	-	-	-	-
TY2/75 3.80% Notes JPY 30 000 MIL 2020/06/01	-	-	1,960,784	-
<i>Cash value</i>	-	-	1,960,784	-
<i>Discount</i>	-	-	-	-
TY2/76 7.00% EURO 500 MIL Notes 2008/04/10	-	3,554,334	-	-
<i>Cash value</i>	-	3,546,439	-	-
<i>Discount</i>	-	7,895	-	-
Defence Procurement Export Credit Facilities (cash value)	-	2,417,172	1,976,853	1,087,418
TY2/73A AKA Ausfuhrkredit/Commerzbank/Kreditanstalt	-	644,802	110,596	-
TY2/73B AKA Ausfuhrkredit/Commerzbank/Kreditanstalt	-	867,174	865,382	786,762
TY2/73C Soci�t� G�n�rale/Paribas	-	268,577	260,187	-
TY2/73D Mediocredito Centrale S.p.A	-	-	117,870	-
TY2/73E Barclays Bank PLC	-	636,619	622,818	300,656
<b>Total foreign loans (inclusive of discount)</b>	<b>11,304,423</b>	<b>5,971,506</b>	<b>1,901,874</b>	<b>1,087,418</b>
<b>Less: Discount</b>		<b>(7,895)</b>		
<b>Total Foreign loans (net)</b>	<b>11,304,423</b>	<b>5,963,611</b>	<b>1,901,874</b>	<b>1,087,418</b>

## Schedule 4. Financing continued page 4

Description	2001/02		2000/01	
	Annual Budget R'000	April R'000	Preliminary Outcome R'000	April R'000
<b>Change in cash and other balances</b> 1)				
Cash balances	-	(3,359,734)	4,634,761	2,029,219
Opening	2,000,000	2,650,290	7,285,051	7,285,051
Closing	2,000,000	6,010,024	2,650,290	5,255,832
Outstanding transfers from the Exchequer to the Paymaster-General Accounts	-	1,022,828	(136,165)	1,049,406
<b>Surrenders by National Departments</b> 2)	-	30,974	1,877,435	9,226
1999/2000	-	30,974	1,841,389	7,872
1998/1999	-	-	7,476	1,354
1997/1998	-	-	11,500	-
1996/1997	-	-	2,237	-
1995/1996	-	-	14,834	-
1993/1994	-	-	(1)	-
<b>Late requests by National Departments</b> 3)	-	(1,747)	(265,018)	-
2000/2001 (inclusive of RDP)	-	(820)	-	-
1999/2000 (inclusive of RDP)	-	-	(238,505)	-
1998/1999	-	(927)	(24,371)	-
1997/1998	-	-	(1,855)	-
1996/1997	-	-	(287)	-
Reconciliation between actual revenue and actual expenditure against National Revenue Fund flows		(2,461,392)	(1,608,666)	(1,738,756)
<b>Total changes in cash and other balances</b>		<b>(4,769,071)</b>	<b>4,502,347</b>	<b>1,349,095</b>

1) A positive change indicates a reduction in cash balances

2) Surrenders by National Departments are unspent funds requested in previous financial years

3) Late requests are requisitions with regard to expenditure committed in previous years

## NATIONAL REVENUE FUND

Schedule 5. Summary of cashflow for the month ended 30 April 2001

Description		2001/02		2000/01	
		Annual Budget R'000	April R'000	Preliminary Outcome R'000	April R'000
Exchequer Revenue (net of bookprofit)	1)	233,438,000	11,496,772	216,277,305	12,369,782
Exchequer Requisitions	2)	258,317,736	22,212,508	236,100,036	23,188,847
Voted amounts		98,833,946	11,559,536	94,285,322	11,047,933
Contingency reserve/Unallocated amounts		3,805,000	-	-	-
Statutory amounts		155,378,790	10,644,730	141,775,505	12,131,311
State debt cost net		48,138,000	1,148,774	46,177,334	1,031,019
Transfer to Provinces		104,136,460	9,372,283	94,408,341	11,078,056
Other		3,104,330	123,673	1,189,830	22,236
Standing Appropriation amounts		300,000	8,242	898,080	9,603
Unallocated		-	-	-	-
Difference between revenue and requisitions		(24,879,736)	(10,715,736)	(19,822,731)	(10,819,065)
Extraordinary receipts		18,000,000	2,225,491	2,705,811	24
Extraordinary payments		(571,000)	-	(2,281,000)	-
Net borrowing requirement		(7,450,736)	(8,490,245)	(19,397,920)	(10,819,041)
Total borrowings		7,450,736	8,490,246	19,397,920	10,819,041
Domestic short term loans (Net)		3,500,000	3,907,400	4,978,994	4,363,694
Domestic long term loans: (Net)		(7,353,687)	926,913	6,406,039	2,280,079
Loans issued		16,984,562	1,185,998	22,700,698	2,501,974
Discount		(413,507)	(190,349)	(1,133,100)	(184,691)
Redemptions (net of bookprofit)		(23,924,742)	(68,736)	(15,161,559)	(37,205)
Foreign loans: (Net)		11,304,423	5,963,611	1,901,874	1,087,418
Loans issued		11,360,000	5,971,506	3,964,443	1,087,418
Discount		-	(7,895)	-	-
Redemptions		(12,295)	-	(1,327,802)	-
Revaluation		(43,282)	-	(734,767)	-
Other movements:		-	(2,307,678)	6,111,013	3,087,851
Surrender/(Late Request)		-	29,227	1,612,417	9,226
Outstanding transfers from exchequer to PMG account		-	1,022,828	(136,165)	1,049,406
Changes in cash balances		-	(3,359,733)	4,634,761	2,029,219
Change in cash balances	3)	-	(3,359,733)	4,634,761	2,029,219
Opening balance		2,000,000	2,650,290	7,285,051	7,285,051
Exchequer account		-	539,688	500,600	500,600
Tax and Loan account		-	2,110,602	6,784,451	6,784,451
Closing balance		2,000,000	6,010,023	2,650,290	5,255,832
Exchequer account		-	660,134	539,688	779,655
Tax and loans account		-	5,349,889	2,110,602	4,476,177

1) Revenue received into the Exchequer Account net of bookprofit

2) Fund requisitions by departments

3) A positive change indicates a reduction in cash balances.

# Dog ate your Gazette? ... read it online



**www.SA Gazettes.co.za**  
.....


**A new information Portal keeping you up to date with news, legislation, the Parliamentary programme and which is the largest pool of SA Gazette information available on the Web.**

- Easily accessible through the www!
  - Government Gazettes - from January 1994
  - Compilations of all Indexes pertaining to the past week's Government Gazettes
  - All Provincial Gazettes - from September 1995
  - Parliamentary Bills - as of January 1999
- Available in full-text, with keyword searching
- Sabinet Online scans, formats, edits and organize information for you. Diagrams and forms included as images.
- No stacks of printed gazettes - all on computer. Think of the storage space you save.
- Offer Bill Tracker - complementing the SA Gazettes products.

**For easy electronic access to full-text gazette info, subscribe to the SA Gazettes from Sabinet Online. Please visit us at [www.sagazettes.co.za](http://www.sagazettes.co.za)**







*Looking for back copies and out of print issues of  
the Government Gazette and Provincial Gazettes?*

## The National Library of SA has them!

Let us make your day with the information you need ...

National Library of SA, Pretoria Division

PO Box 397

0001 PRETORIA

Tel.:(012) 321-8931, Fax: (012) 325-5984

E-mail: [infodesk@nlsa.ac.za](mailto:infodesk@nlsa.ac.za)



*Soek u ou kopieë en uit druk uitgawes van die  
Staatshoerant en Provinsiale Koerante?*

## Die Nasionale Biblioteek van SA het hulle!

Met ons hoef u nie te sukkel om inligting te bekom nie ...

Nasionale Biblioteek van SA, Pretoria Divisie


Posbus 397

0001 PRETORIA

Tel.:(012) 321-8931, Faks: (012) 325-5984

E-pos: [infodesk@nlsa.ac.za](mailto:infodesk@nlsa.ac.za)


Wetlands are wonderlands!



Department of Environmental Affairs and Tourism




# THE WEATHER BUREAU HELPS FARMERS TO PLAN THEIR CROP



THE WEATHER BUREAU: DEPARTMENT OF ENVIRONMENTAL AFFAIRS & TOURISM  
DIE WEERBURO: DEPARTEMENT VAN OMGEWINGSAAKE EN TOERISME



LIVE IN HARMONY WITH NATURE



THE WEATHER BUREAU: DEPARTMENT OF ENVIRONMENTAL AFFAIRS AND TOURISM



Printed by and obtainable from the Government Printer, Bosman Street, Private Bag X85, Pretoria, 0001  
Publications: Tel: (012) 334-4508, 334-4509, 334-4510  
Advertisements: Tel: (012) 334-4673, 334-4674, 334-4504  
Subscriptions: Tel: (012) 334-4735, 334-4736, 334-4737  
Cape Town Branch: Tel: (021) 465-7531

Gedruk deur en verkrygbaar by die Staatsdrukker, Bosmanstraat, Privaatsak X85, Pretoria, 0001  
Publikasies: Tel: (012) 334-4508, 334-4509, 334-4510  
Advertensies: Tel: (012) 334-4673, 334-4674, 334-4504  
Subskripsies: Tel: (012) 334-4735, 334-4736, 334-4737  
Kaapstad-tak: Tel: (021) 465-7531