

WEBBER WENTZEL

10 FRICKER ROAD  
ILLOVO 8014  
JOHANNESBURG 2193



# Government Gazette Staatskoerant

REPUBLIC OF SOUTH AFRICA  
REPUBLIEK VAN SUID-AFRIKA

Vol. 486

Pretoria, 7 December 2005  
Desember 2005

No. 28306



AIDS HELPLINE: 0800-0123-22 Prevention is the cure

CONTENTS • INHOUD

No.	Page No.    Gazette No.
GOVERNMENT NOTICE	
National Treasury	
Government Notice	
1179 Division of Revenue Act (1/2005): Approval of allocations .....	3    28306

---

## GOVERNMENT NOTICE

---

### NATIONAL TREASURY

No. 1179

7 December 2005

In accordance with sections 6(3) and 11 of the Division of Revenue Act, 2005 (Act No. 1 of 2005), I hereby give notice of my approval of the allocations set out in the attached Schedules which are to be transferred to provincial and local government spheres in accordance with the transfer mechanism set out in the Schedules and for the purposes and on the conditions set out therein.

I also hereby publish and make known particulars of re-allocations within the provincial government sphere and re-allocations within the local government sphere in terms of section 35 of the Division of Revenue Act, 2005 (Act No. 1 of 2005); and exemptions granted to the provisions in the Division of Revenue Act, 2005 (Act No. 1 of 2005) in terms of section 44 of the Act.

For ease of reference only and where applicable, the Schedules of this Government Notice bear the additional allocations and re-allocations as column A and total adjusted allocations as column B.

This Government Notice is set out as follows:

- Part 1: Schedules;
- Part 2: Additional frameworks for conditional grants to provincial and local government spheres; and
- Part 3: Exemptions granted to provisions in the Division of Revenue Act, 2005 (Act No. 1 of 2005).



**Trevor A Manuel, MP**  
**Minister of Finance**

2005-12-06

**PART 1: SCHEDULES**

## SCHEDULE 4A

## GENERAL OR NATIONALLY ASSIGNED FUNCTION ALLOCATIONS TO PROVINCES

Vote	Name of Allocation	Purpose	Type of Allocation	Province	Column A	Column B	
					2005/06 Allocation	Forward Estimates	
						2006/07	2007/08
Land Affairs (Vote 29)	Land Distribution: Alexandra Urban Renewal Project Grant <sup>1)</sup>	To contribute towards the purchase of land for the relocation and settlement of Alexandra residents and other qualifying beneficiaries.	Nationally assigned function grant to Gauteng province	Gauteng	R'000 8 000	R'000 8 000	R'000 -
				<b>TOTAL</b>	<b>8 000</b>	<b>8 000</b>	<b>-</b>

1) This grant has been reclassified from a Schedule 5 grant (specific purpose allocations to provinces) to a Schedule 4A grant (general or nationally assigned function allocations to provinces).

## SCHEDULE 5

## SPECIFIC PURPOSE ALLOCATIONS TO PROVINCES

Vote	Name of Allocation	Purpose	Type of Allocation	Province	Column A	Column B
					2005/06 Additional allocation	2005/06 Adjusted allocation
<b>Agriculture (Vote 25)</b>	Agricultural Disaster Management Grant	Drought relief to farmers in identified areas (additional adjustment).	Conditional grant	Eastern Cape	R'000 10 000	R'000 10 000
				Free State	16 000	16 000
				KwaZulu-Natal	5 000	5 000
				Limpopo	20 000	20 000
				Mpumalanga	15 000	15 000
				Northern Cape	20 000	20 000
				North West	16 000	16 000
				Western Cape	18 000	18 000
				<b>TOTAL</b>	<b>120 000</b>	<b>120 000</b>
<b>Education (Vote 15)</b>	National School Nutrition Programme Grant	To alleviate hunger and enhance active learning capacity (technical adjustment).	Conditional grant	Eastern Cape	43 314	237 602
				Free State	11 747	65 564
				Gauteng	18 118	101 124
				KwaZulu-Natal	43 402	242 251
				Limpopo	36 633	204 469
				Mpumalanga	15 330	85 565
				Northern Cape	5 375	30 003
				North West	17 321	96 678
				Western Cape	8 760	48 895
				<b>TOTAL</b>	<b>200 000</b>	<b>1 112 151</b>
<b>Health (Vote 16)</b>	(a) Comprehensive HIV and Aids Grant	To enable the health sector to develop an effective response to the HIV and Aids epidemic and other matters (roll-over from the 2004/05 financial year).	Conditional grant	Eastern Cape	-	159 005
				Free State	15 000	115 874
				Gauteng	-	185 048
				KwaZulu-Natal	-	251 468
				Limpopo	-	125 899
				Mpumalanga	-	81 392
				Northern Cape	-	48 050
				North West	-	100 921
				Western Cape	-	82 451
				<b>TOTAL</b>	<b>15 000</b>	<b>1 150 108</b>

# SCHEDULE 5

## SPECIFIC PURPOSE ALLOCATIONS TO PROVINCES

Vote	Name of Allocation	Purpose	Type of Allocation	Province	Column A	Column B
					2005/06 Additional allocation	2005/06 Adjusted allocation
Health (Vote 16)	(b) Forensic Pathology Services Grant	To provide for the transitional activities required to transfer the Medico-Legal Mortuaries from SAPS to Health and to initiate the development and provision of a comprehensive Forensic Pathology Service (FPS) in order to ensure impartial professional evidence for the criminal justice system concerning death due to unnatural causes (technical adjustment).	Conditional grant		<b>R'000</b>	<b>R'000</b>
				Eastern Cape	8 866	8 866
				Free State	2 366	2 366
				Gauteng	16 944	16 944
				KwaZulu-Natal	24 976	24 976
				Limpopo	6 858	6 858
				Mpumalanga	3 534	3 534
				Northern Cape	4 363	4 363
				North West	11 116	11 116
				Western Cape	14 583	14 583
				<b>TOTAL</b>	<b>93 606</b>	<b>93 606</b>
	(c) Hospital Revitalisation Grant	To fund provinces to plan, manage, modernise, rationalise and transform the infrastructure, health technology, management, monitoring and evaluation of hospitals in line with national policy objectives (roll-over from the 2004/05 financial year).	Conditional grant	Eastern Cape	-	147 732
				Free State	-	106 082
				Gauteng	-	88 955
				KwaZulu-Natal	78 000	206 977
				Limpopo	-	202 918
				Mpumalanga	-	57 018
				Northern Cape	-	89 651
				North West	-	58 056
				Western Cape	-	148 038
				<b>TOTAL</b>	<b>78 000</b>	<b>1 105 427</b>
	(d) Hospital Revitalisation Grant	To fund provinces to plan, manage, modernise, rationalise and transform the infrastructure, health technology, management, monitoring and evaluation of hospitals in line with national policy objectives (re-allocation in terms of Section 35 of the Division of Revenue Act, 2005 (Act No. 1 of 2005)).	Conditional grant	Eastern Cape	- 10 000	147 732
				Free State	- 7 000	106 082
				Gauteng	71 000	88 955
				KwaZulu-Natal	-	206 977
				Limpopo	- 10 000	202 918
				Mpumalanga	-	57 018
				Northern Cape	20 000	89 651
				North West	- 40 000	58 056
				Western Cape	- 24 000	148 038
				<b>TOTAL</b>	<b>-</b>	<b>1 105 427</b>
Provincial and Local Government (Vote 5)	Disaster Relief Grant	To assist the provinces to repair and rehabilitate municipal infrastructure damage caused by heavy rains and flooding (additional adjustment).	Conditional grant	Eastern Cape	16 200	16 200
				Western Cape	24 500	24 500
				<b>TOTAL</b>	<b>40 700</b>	<b>40 700</b>

**SCHEDULE 6: RECURRENT GRANTS TO LOCAL  
GOVERNMENT:**

**WATER SERVICES OPERATING SUBSIDY**



## SCHEDULE 6

## RECURRENT GRANTS TO LOCAL GOVERNMENT

Water Affairs and Forestry (Vote 34)			Water Services Operating Subsidy			
Category	Number	Municipality	2005/06 Allocation	Column A		Column B
				Roll-overs	Adjustments	2005/06 Adjusted allocation
			R'000	R'000	R'000	R'000
<b>EASTERN CAPE</b>						
B	EC121	Mbhashe				
B	EC122	Mnquma				
B	EC123	Great Kei				
B	EC124	Amahlathi				
B	EC125	Buffalo City	4 023		- 1 006	3 017
B	EC126	Ngqushwa				
B	EC127	Nkonkobe				
B	EC128	Nxuba				
C	DC12	Amatole District Municipality				
<b>Total: Amatole Municipalities</b>			<b>4 023</b>		<b>- 1 006</b>	<b>3 017</b>
B	EC141	Elundini				
B	EC142	Senqu				
B	EC143	Maletswai				
B	EC144	Gariep				
C	DC14	Ukhahlamba District Municipality	5 137			5 137
<b>Total: Ukhahlamba Municipalities</b>			<b>5 137</b>			<b>5 137</b>
B	EC05b1	Umtzimkhulu				
B	EC05b2	Umtzinvubu				
C	DC44	Alfred Nzo District Municipality			9 859	9 859
<b>Total: Alfred Nzo Municipalities</b>					<b>9 859</b>	<b>9 859</b>
<b>Total: Eastern Cape Municipalities</b>			<b>9 160</b>		<b>8 853</b>	<b>18 013</b>
<b>FREE STATE</b>						
B	FS171	Naledi				
B	FS172	Mangaung	2 323			2 323
B	FS173	Mantsopa				
C	DC17	Motheo District Municipality				
<b>Total: Motheo Municipalities</b>			<b>2 323</b>			<b>2 323</b>
B	FS191	Setsoto				
B	FS192	Dihlabeng				
B	FS193	Nketoana				
B	FS194	Maluti-a-Phofung			24 226	24 226
B	FS195	Phumelela				
C	DC19	Thabo Mofutsanyana District Municipality				
<b>Total: Thabo Mofutsanyana Municipalities</b>					<b>24 226</b>	<b>24 226</b>
B	FS201	Moghaka				
B	FS203	Ngwathe				
B	FS204	Metsimaholo	1 051			1 051
B	FS205	Mafube				
C	DC20	Northern Free State District Municipality				
<b>Total: Northern Free State Municipalities</b>			<b>1 051</b>			<b>1 051</b>
<b>Total: Free State Municipalities</b>			<b>3 374</b>		<b>24 226</b>	<b>27 600</b>
<b>GAUTENG</b>						
A		Ekurhuleni				
A		City of Johannesburg				
A		City of Tshwane	1 720			1 720
<b>Total: Gauteng Municipalities</b>			<b>1 720</b>			<b>1 720</b>
<b>KWAZULU-NATAL</b>						
A		eThekweni	1 393			1 393
B	KZ211	Vulamehlo				
B	KZ212	Umdoni				
B	KZ213	Umtzambe				
B	KZ214	uMuziwabantu				
B	KZ215	Ezingolweni				
B	KZ216	Hibiscus Coast				
C	DC21	Ugu District Municipality	582			582
<b>Total: Ugu Municipalities</b>			<b>582</b>			<b>582</b>
B	KZ232	Emnambithi/Ladysmith				
B	KZ233	Indaka				
B	KZ234	Umtshezi				
B	KZ235	Okhahlamba				
B	KZ236	Imbabazane				
C	DC23	Uthukela District Municipality	5 073			5 073
<b>Total: Uthukela Municipalities</b>			<b>5 073</b>			<b>5 073</b>

## SCHEDULE 6

## RECURRENT GRANTS TO LOCAL GOVERNMENT

Water Affairs and Forestry (Vote 34)			Water Services Operating Subsidy			
Category	Number	Municipality	2005/06 Allocation	Column A		Column B
				Roll-overs	Adjustments	2005/06 Adjusted allocation
			R'000	R'000	R'000	R'000
B	KZ241	Endumeni				
B	KZ242	Nquthu				
B	KZ244	Msinga				
B	KZ245	Umvoti				
C	DC24	Umginyathi District Municipality	1 438		133	1 571
Total: Umginyathi Municipalities			1 438		133	1 571
B	KZ252	Newcastle	2 847		4 921	7 768
B	KZ253	Utrecht				
B	KZ254	Dannhauser				
C	DC25	Amajuba District Municipality	777			777
Total: Amajuba Municipalities			3 624		4 921	8 545
B	KZ261	eDumbe				
B	KZ262	uPhongolo				
B	KZ263	Abaqulusi				
B	KZ265	Nongoma				
B	KZ266	Uhundi				
C	DC26	Zululand District Municipality	15 111		5	15 116
Total: Zululand Municipalities			15 111		5	15 116
B	KZ271	Umkhabyalingana				
B	KZ272	Jozini				
B	KZ273	The Big Five False Bay				
B	KZ274	Hlabisa				
B	KZ275	Mtubatuba				
C	DC27	Umkhanyakude District Municipality	4 460			4 460
Total: Umkhanyakude Municipalities			4 460			4 460
B	KZ281	Mbonambi				
B	KZ282	uMhlathuze	930			930
B	KZ283	Ntambanana				
B	KZ284	Umlalazi				
B	KZ285	Mthonjaneni				
B	KZ286	Nkandla				
C	DC28	uThungulu District Municipality				
Total: uThungulu Municipalities			930			930
B	KZ291	eNdondakusuka				
B	KZ292	KwaDukuza				
B	KZ293	Ndwedwe				
B	KZ294	Maphumulo				
C	DC29	Ilembe District Municipality	2 194			2 194
Total: Ilembe Municipalities			2 194			2 194
Total: KwaZulu-Natal Municipalities			34 805		5 059	39 864
LIMPOPO						
B	NP03A2	Makhuduthamaga				
B	NP03A3	Fetakgomo				
B	CBLC3	Greater Marble Hall				
B	CBLC4	Greater Groblersdal				
B	CBLC5	Greater Tlokweng				
C	CBDC3	Greater Sekhukhune Cross Boundary			70 021	70 021
Total: Greater Sekhukhune Cross Boundary Municipalities					70 021	70 021
B	NP04A1	Maruleng				
B	CBLC6	Bushbuckridge				
C	CBDC4	Bohlabela District Municipality			50 531	50 531
Total: Bohlabela Municipalities					50 531	50 531
B	NP361	Thabazimbi				
B	NP362	Lephalele	2 220		3 939	6 159
B	NP364	Mookgopong				
B	NP365	Modimolle				
B	NP366	Bela Bela				
B	NP367	Mogalakwena				
C	DC36	Waterberg District Municipality				
Total: Waterberg Municipalities			2 220		3 939	6 159
Total: Limpopo Municipalities			2 220		124 491	126 711

## SCHEDULE 6

## RECURRENT GRANTS TO LOCAL GOVERNMENT

Water Affairs and Forestry (Vote 34)			Water Services Operating Subsidy			
Category	Number	Municipality	2005/06 Allocation	Column A		Column B
				Roll-overs	Adjustments	2005/06 Adjusted allocation
			R'000	R'000	R'000	R'000
<b>MPUMALANGA</b>						
B	MP311	Delmas				
B	MP312	Emalahleni				
B	MP313	Steve Tshwete				
B	MP314	Emakhazeni				
B	MP315	Thembisile				
B	MP316	Dr JS Moroka			30 880	30 880
C	DC31	Nkangala District Municipality				
<b>Total: Nkangala Municipalities</b>					30 880	30 880
B	MP321	Thaba Chweu				
B	MP322	Mbombela				
B	MP323	Umjindi				
B	MP324	Nkomazi	30 365		508	30 873
C	DC32	Ehlanzeni District Municipality				
<b>Total: Ehlanzeni Municipalities</b>			30 365		508	30 873
<b>Total: Mpumalanga Municipalities</b>			30 365		31 388	61 753
<b>NORTHERN CAPE</b>						
B	NC01B1	Gamagara				
B	NW1a1	Moshaweng	10 144		- 5 044	5 100
B	CBLC1	Ga-Segonyana	3 800		- 575	3 225
C	CBDC1	Kgalagadi District Municipality				
<b>Total: Kgalagadi Cross Border Municipalities</b>			13 944		- 5 619	8 325
B	NC091	Sol Plaatje				
B	NC092	Dikgatlong				
B	NC093	Magareng				
B	CBLC7	Phokwane	4 332		- 1 258	3 074
C	DC9	Frances Baard District Municipality				
<b>Total: Frances Baard Municipalities</b>			4 332		- 1 258	3 074
<b>Total: Northern Cape Municipalities</b>			18 276		- 6 877	11 399
<b>NORTH WEST</b>						
B	NW371	Moretele				
B	NW372	Madibeng			15 122	15 122
B	NW373	Rustenburg				
B	NW374	Kgetlengrivier				
B	NW375	Moses Kotane				
C	DC37	Bojanala Platinum District Municipality				
<b>Total: Bojanala Platinum Municipalities</b>					15 122	15 122
<b>Total: North West Municipalities</b>					15 122	15 122
<b>WESTERN CAPE</b>						
B	WC011	Matzikama				
B	WC012	Cederberg	1 214		- 8	1 206
B	WC013	Bergvliet				
B	WC014	Saldanha Bay				
B	WC015	Swardland				
C	DC1	West Coast District Municipality	715		- 16	699
<b>Total: West Coast Municipalities</b>			1 929		- 24	1 905
B	WC041	Kannaland				
B	WC042	Langeberg				
B	WC043	Mosel Bay				
B	WC044	George				
B	WC045	Oudshoorn	4 447		- 73	4 374
B	WC047	Plettenberg Bay				
B	WC048	Knysna				
C	DC4	Eden District Municipality				
<b>Total: Eden Municipalities</b>			4 447		- 73	4 374
<b>Total: Western Cape Municipalities</b>			6 376		- 97	6 279
<b>National Total</b>			106 296		202 165	308 461

**SCHEDULE 6: INFRASTRUCTURE GRANTS TO  
LOCAL GOVERNMENT:  
NATIONAL ELECTRIFICATION PROGRAMME**

## SCHEDULE 6

## INFRASTRUCTURE GRANTS TO LOCAL GOVERNMENT

Minerals and Energy (Vote 30)		National Electrification Programme				
Category	Number	Municipality	2005/06 Allocation	Column A		Column B
				Roll-overs	Adjustments	2005/06 Adjusted allocation
			R'000	R'000	R'000	R'000
<b>EASTERN CAPE</b>						
A		Nelson Mandela	7 049			7 049
B	EC101	Camdeboo	1 000		- 711	289
B	EC102	Blue Crane Route	1 380			1 380
B	EC103	Ikwezi	78			78
B	EC104	Makana	627			627
B	EC105	Ndlambe		195		195
B	EC106	Sundays River Valley				
B	EC107	Baviaans				
B	EC108	Kouga	2 000			2 000
B	EC109	Koukamma			2 000	2 000
C	DC10	Cacadu District Municipality				
<b>Total: Cacadu Municipalities</b>			<b>5 085</b>	<b>195</b>	<b>1 289</b>	<b>6 569</b>
B	EC121	Mbhashe				
B	EC122	Mquma				
B	EC123	Great Kei				
B	EC124	Amahlathi				
B	EC125	Buffalo City	12 150			12 150
B	EC126	Ngqushwa				
B	EC127	Nkonkobe	4 000	837		4 837
B	EC128	Nxuba		2 325		2 325
C	DC12	Amatole District Municipality				
<b>Total: Amatole Municipalities</b>			<b>16 150</b>	<b>3 162</b>		<b>19 312</b>
B	EC131	Inxuba Yethemba	1 412			1 412
B	EC132	Tsolwana	600			600
B	EC133	Inkwanca	2 781			2 781
B	EC134	Lukhanji	6 800			6 800
B	EC135	Intsika Yethu				
B	EC136	Emalahleni	680			680
B	EC137	Engcobo				
B	EC138	Sakhisizwe				
C	DC13	Chris Hani District Municipality				
<b>Total: Chris Hani Municipalities</b>			<b>12 273</b>			<b>12 273</b>
B	EC141	Elundini	1 700	200		1 900
B	EC142	Senqu				
B	EC143	Maletswai	1 550			1 550
B	EC144	Gariep	1 550			1 550
C	DC14	Ukhahlamba District Municipality				
<b>Total: Ukhahlamba Municipalities</b>			<b>4 800</b>	<b>200</b>		<b>5 000</b>
B	EC151	Mbizana				
B	EC152	Ntubankulu				
B	EC153	Qaukeni				
B	EC154	Port St. Johns				
B	EC155	Nyandeni				
B	EC156	Mhlontlo				
B	EC157	King Sabata Dalindyebo	8 000			8 000
C	DC15	O.R. Tambo District Municipality				
<b>Total: O.R. Tambo Municipalities</b>			<b>8 000</b>			<b>8 000</b>
<b>Total: Eastern Cape Municipalities</b>			<b>53 357</b>	<b>3 557</b>	<b>1 289</b>	<b>58 203</b>
<b>FREE STATE</b>						
B	FS161	Letsemeng	400	400		800
B	FS162	Kopanong	400		- 400	
B	FS163	Mobokare				
C	DC16	Xhariep District Municipality				
<b>Total: Xhariep Municipalities</b>			<b>800</b>	<b>400</b>	<b>- 400</b>	<b>800</b>
B	FS171	Naledi				
B	FS172	Mangaung	5 000			5 000
B	FS173	Mantsopa				
C	DC17	Motheo District Municipality				
<b>Total: Motheo Municipalities</b>			<b>5 000</b>			<b>5 000</b>
B	FS181	Masilonyana	1 390		- 1 390	
B	FS182	Tokologo	500			500
B	FS183	Tswelopele				
B	FS184	Matjhabeng				
B	FS185	Nala	1 000			1 000
C	DC18	Lejweleputswa District Municipality				
<b>Total: Lejweleputswa Municipalities</b>			<b>2 890</b>		<b>- 1 390</b>	<b>1 500</b>
B	FS191	Setso				
B	FS192	Dihlabeng				
B	FS193	Nketoana		214		214
B	FS194	Maluti-a-Phofing	1 000	3 239	13 024	17 263
B	FS195	Phumelela	500			500
C	DC19	Thabo Mofutsanyana District Municipality				
<b>Total: Thabo Mofutsanyana Municipalities</b>			<b>1 500</b>	<b>3 453</b>	<b>13 024</b>	<b>17 977</b>

## SCHEDULE 6

## INFRASTRUCTURE GRANTS TO LOCAL GOVERNMENT

Minerals and Energy (Vote 30)		National Electrification Programme				
Category	Number	Municipality	2005/06 Allocation	Column A		Column B
				Roll-overs	Adjustments	2005/06 Adjusted allocation
			R'000	R'000	R'000	R'000
B	FS201	Moghaka	1 000	620		1 620
B	FS203	Ngwathe	1 000	1 116		2 116
B	FS204	Metsimaholo	1 000			1 000
B	FS205	Mafube	310			310
C	DC20	Northern Free State District Municipality				
Total: Northern Free State Municipalities			3 310	1 736		5 046
Total: Free State Municipalities			13 500	5 589	11 234	30 323
GAUTENG						
A		Ekurhuleni	10 000		-7 000	3 000
A		City of Johannesburg	26 050		-3 100	22 950
A		City of Tshwane	7 500	1 489		8 989
B	GT02b1	Nokeng tsa Taemane	500		- 500	
B	CBLC2	Kungwini				
C	CBCD2	Metsweding District Municipality				
Total: Metsweding Municipalities			500		- 500	
B	GT421	Emfuleni				
B	GT422	Midvaal	1 000		-1 000	
B	GT423	Lesedi	2 000	1 000		3 000
C	DC42	Sedibeng District Municipality				
Total: Sedibeng Municipalities			3 000	1 000	- 1 000	3 000
B	GT411	Mogale City	1 500		-1 500	
B	GT412	Randfontein	611	950	- 611	950
B	GT414	Westonaria	1 500			1 500
B	CBLC8	Merapong City	2 000		-2 000	
C	CBCD8	West Rand District Municipality				
Total: West Rand Municipalities			5 611	950	- 4 111	2 450
Total: Gauteng Municipalities			52 661	3 439	-15 711	40 389
KWAZULU-NATAL						
A		eThekweni	25 000			25 000
B	KZ221	uMshwathi				
B	KZ222	uMngeni	2 035	620		2 655
B	KZ223	Mooi Mpofana				
B	KZ224	Impendle				
B	KZ225	Msunduzi	4 009			4 009
B	KZ226	Mkhambathini		3 500		3 500
B	KZ227	Richmond				
C	DC22	uMgungundlovu District Municipality				
Total: uMgungundlovu Municipalities			6 044	4 120		10 164
B	KZ232	Emnambithi/Ladysmith	1 002	1 972		2 974
B	KZ233	Indaka				
B	KZ234	Umtshezi	1 002			1 002
B	KZ235	Okhahlamba				
B	KZ236	Imbabazane				
C	DC23	Uthukela District Municipality				
Total:Uthukela Municipalities			2 004	1 972		3 976
B	KZ252	Newcastle		1 240		1 240
B	KZ253	Utrecht				
B	KZ254	Dannhauser				
C	DC25	Amajuba District Municipality				
Total: Amajuba Municipalities				1 240		1 240
B	KZ261	eDumbe				
B	KZ262	uPhongolo				
B	KZ263	Abaqulusi	1 550	1 550		3 100
B	KZ265	Nongoma				
B	KZ266	Uhundi	2 660	6 346		9 006
C	DC26	Zululand District Municipality				
Total: Zululand Municipalities			4 210	7 896		12 106
B	KZ281	Mbonambi				
B	KZ282	uMhlathuze				
B	KZ283	Ntumbanana				
B	KZ284	Umlalazi				
B	KZ285	Mthonjaneni				
B	KZ286	Nkandla		500		500
C	DC28	uThungulu District Municipality				
Total: uThungulu Municipalities				500		500
B	KZ291	eNdondakusuka				
B	KZ292	KwaDukuza	3 000			3 000
B	KZ293	Ndwedwe				
B	KZ294	Maphumulo				
C	DC29	Ilembe District Municipality				
Total: Ilembe Municipalities			3 000			3 000

## SCHEDULE 6

## INFRASTRUCTURE GRANTS TO LOCAL GOVERNMENT

Minerals and Energy (Vote 30)			National Electrification Programme			
Category	Number	Municipality	2005/06 Allocation	Column A		Column B
				Roll-overs	Adjustments	2005/06 Adjusted allocation
			R'000	R'000	R'000	R'000
B	KZ5a1	Ingwe		4 100		4 100
B	KZ5a2	Kwa Sani				
B	KZ5a3	Matatiele				
B	KZ5a4	Greater Kokstad	2 000			2 000
B	KZ5a5	Ubuhlebezwe				
C	DC43	Sisonke District Municipality				
Total: Sisonke Municipalities			2 000	4 100		6 100
Total: KwaZulu-Natal Municipalities			42 258	19 828		62 086
<b>LIMPOPO</b>						
B	NP331	Greater Giyani				
B	NP332	Greater Letaba				
B	NP333	Greater Tzaneen	4 828			4 828
B	NP334	Ba-Phalaborwa				
C	DC33	Mopani District Municipality				
Total: Mopani Municipalities			4 828			4 828
B	NP341	Musina				
B	NP342	Mutale				
B	NP343	Thulamela				
B	NP344	Makhado	4 503	1 638	1 000	7 141
C	DC34	Vhembe District Municipality				
Total: Vhembe Municipalities			4 503	1 638	1 000	7 141
B	NP351	Blouberg	7 005			7 005
B	NP352	Aganang				
B	NP353	Molemole				
B	NP354	Polokwane				
B	NP355	Lepelle-Nkumpi				
C	DC35	Capricorn District Municipality				
Total: Capricorn Municipalities			7 005			7 005
B	NP361	Thabazimbi				
B	NP362	Lephalale				
B	NP364	Mookgopong				
B	NP365	Modimolle	2 767			2 767
B	NP366	Bela Bela		130		130
B	NP367	Mogalakwena	1 550		40	1 590
C	DC36	Waterberg District Municipality				
Total: Waterberg Municipalities			4 317	130	40	4 487
Total: Limpopo Municipalities			20 653	1 767	1 040	23 460
<b>MPUMALANGA</b>						
B	MP301	Albert Luthuli	733			733
B	MP302	Msekigwa				
B	MP303	Mkhondo	2 000			2 000
B	MP304	Pixley Ka Seme				
B	MP305	Lekwa	5 720			5 720
B	MP306	Dipaleseng	1 050			1 050
B	MP307	Govan Mbeki	1 653			1 653
C	DC30	Gert Sibande District Municipality				
Total: Gert Sibande Municipalities			11 156			11 156
B	MP311	Delmas				
B	MP312	Emalahleni	2 931			2 931
B	MP313	Steve Tshwete	2 850	605		3 455
B	MP314	Emakhazeni	1 542		-1 542	
B	MP315	Thembisile				
B	MP316	Dr JS Moroka				
C	DC31	Nkangala District Municipality				
Total: Nkangala Municipalities			7 323	605	-1 542	6 386
B	MP321	Thaba Chweu				
B	MP322	Mbombela	1 815			1 815
B	MP323	Umjindi	3 000			3 000
B	MP324	Nkomazi		3 000		3 000
C	DC32	Ehlanzeni District Municipality				
Total: Ehlanzeni Municipalities			4 815	3 000		7 815
Total: Mpumalanga Municipalities			23 294	3 605	-1 542	25 357
<b>NORTHERN CAPE</b>						
B	NC01B1	Gamagara	700			700
B	NW1a1	Moshaweng				
B	CBLC1	Ga-Segonyana		3 200		3 200
C	CBDC1	Kgalagadi District Municipality				
Total: Kgalagadi Cross Border Municipalities			700	3 200		3 900



## SCHEDULE 6

## INFRASTRUCTURE GRANTS TO LOCAL GOVERNMENT

Minerals and Energy (Vote 30)		National Electrification Programme				
Category	Number	Municipality	2005/06 Allocation	Column A		Column B
				Roll-overs	Adjustments	2005/06 Adjusted allocation
			R'000	R'000	R'000	R'000
B	NC061	Richtersveld	450		- 450	
B	NC062	Nama Khoi	200		250	450
B	NC064	Kamiesberg				
B	NC065	Hantam				
B	NC066	Karoo Hoogland	100		- 100	
B	NC067	Khai-Ma		186		186
C	DC6	Namakwa District Municipality				
Total: Namakwa Municipalities			750	186	- 300	636
B	NC071	Ubuntu	100	98		198
B	NC072	Umsobomvu				
B	NC073	Emthanjeni	200	264		464
B	NC074	Kareeberg				
B	NC075	Renosterberg				
B	NC076	Thembelihle				
B	NC077	Siyathamba				
B	NC078	Siyancuma				
C	DC7	Karoo District Municipality				
Total: Karoo Municipalities			300	361		661
B	NC081	Mier				
B	NC082	Kay Garib	1 000			1 000
B	NC083	//Khara Hais	787	1 550		2 337
B	NC084	Ykheis				
B	NC085	Tsantsabane				
B	NC086	Kgatelopele				
Total: Siyanda Municipalities			1 787	1 550		3 337
B	NC091	Sol Plaatje	1 200			1 200
B	NC092	Dikgatlong	200			200
B	NC093	Magareng				
B	CBLC7	Phokwane				
C	DC9	Frances Baard District Municipality				
Total: Frances Baard Municipalities			1 400			1 400
Total: Northern Cape Municipalities			4 937	5 297	- 300	9 934
NORTH WEST						
B	NW371	Moretele				
B	NW372	Madibeng	1 650			1 650
B	NW373	Rustenburg	4 300	2 480		6 780
B	NW374	Kgetlengrivier				
B	NW375	Moses Kotane				
C	DC37	Bojanala Platinum District Municipality				
Total: Bojanala Platinum Municipalities			5 950	2 480		8 430
B	NW401	Ventersdorp	2 480			2 480
B	NW402	Potchefstroom	2 860			2 860
B	NW403	Klerksdorp	3 000	1 300		4 300
B	NW404	Maquassi Hills	1 020			1 020
C	DC40	Southern District Municipality				
Total: Southern Municipalities			9 360	1 300		10 660
Total: North West Municipalities			15 310	3 780		19 090
WESTERN CAPE						
A		City of Cape Town	20 000			20 000
B	WC011	Matzikama				
B	WC012	Cederberg	500		- 500	
B	WC013	Bergervier		1 125		1 125
B	WC014	Saldanha Bay	300			300
B	WC015	Swartland	300		- 300	
C	DC1	West Coast District Municipality			3 500	3 500
Total: West Coast Municipalities			1 100	1 125	2 700	4 925
B	WC022	Witzenberg	500		- 500	
B	WC023	Drakenstein	200			200
B	WC024	Stellenbosch	700			700
B	WC025	Breede Valley	400			400
B	WC026	Breede River Winelands	300	868		1 168
C	DC2	Cape Winelands District Municipality				
Total: Cape Winelands Municipalities			2 100	868	- 500	2 468
B	WC031	Theewaterskloof	500		- 500	
B	WC032	Overstrand	400			400
B	WC033	Cape Agulhas	200		310	510
B	WC034	Swellendam	300	1 592		1 892
C	DC3	Overberg District Municipality				
Total: Overberg Municipalities			1 400	1 592	- 190	2 802



## SCHEDULE 6

## INFRASTRUCTURE GRANTS TO LOCAL GOVERNMENT

Minerals and Energy (Vote 30)		National Electrification Programme				
Category	Number	Municipality	2005/06 Allocation	Column A		Column B
				Roll-overs	Adjustments	2005/06 Adjusted allocation
			R'000	R'000	R'000	R'000
B	WC041	Kannaland				
B	WC042	Langeberg	200	223		423
B	WC043	Mossel Bay	1 900			1 900
B	WC044	George	1 500			1 500
B	WC045	Oudshoorn	400	620		1 020
B	WC047	Plettenberg Bay	500			500
B	WC048	Knysna	465	100		565
C	DC4	Eden District Municipality				
Total: Eden Municipalities			4 965	943		5 908
B	WC051	Laingsburg	330		- 330	
B	WC052	Prince Albert	835			835
B	WC053	Beaufort West	1 300	2 500	2 310	6 110
C	DC5	Central Karoo District Municipality		1 240		1 240
Total: Central Karoo Municipalities			2 465	3 740	1 980	8 185
Total: Western Cape Municipalities			32 030	8 269	3 990	44 289
National Total			258 000	55 132		313 131

**SCHEDULE 6: INFRASTRUCTURE GRANTS TO  
LOCAL GOVERNMENT:  
PUBLIC TRANSPORT INFRASTRUCTURE AND  
SYSTEMS FUND**

## SCHEDULE 6

## INFRASTRUCTURE GRANTS TO LOCAL GOVERNMENT

Transport (Vote 33)		Public Transport Infrastructure and Systems Fund				
Category	Number	Municipality	2005/06 Allocation	Column A		Column B
				Roll-overs	Adjustments	2005/06 Adjusted allocation
			R'000	R'000	R'000	R'000
EASTERN CAPE						
A		Nelson Mandela			53 650	53 650
Total: Eastern Cape Municipalities					53 650	53 650
FREE STATE						
B	FS172	Mangaung			23 600	23 600
Total: Free State Municipalities					23 600	23 600
GAUTENG						
A		City of Johannesburg			106 900	106 900
A		City of Tshwane			13 150	13 150
Total: Gauteng Municipalities					120 050	120 050
KWAZULU-NATAL						
A		eThekveni			22 600	22 600
Total: KwaZulu-Natal Municipalities					22 600	22 600
LIMPOPO						
B	NP354	Polokwane			4 000	4 000
Total: Limpopo Municipalities					4 000	4 000
MPUMALANGA						
B	MP322	Mbombela			1 810	1 810
Total: Mpumalanga Municipalities					1 810	1 810
NORTH WEST						
B	NW373	Rustenburg			4 000	4 000
B	NW403	Klerksdorp			4 000	4 000
Total: North West Municipalities					8 000	8 000
WESTERN CAPE						
A		City of Cape Town			8 000	8 000
Total: Western Cape Municipalities					8 000	8 000
National Total					241 710	241 710

**SCHEDULE 7: ALLOCATIONS-IN-KIND / INDIRECT  
GRANTS TO LOCAL GOVERNMENT:**

**IMPLEMENTATION OF DISASTER RELIEF (WATER  
SERVICES)**

## SCHEDULE 7

## ALLOCATIONS-IN-KIND / INDIRECT GRANTS TO LOCAL GOVERNMENT

Provincial and Local Government (Vote 5)		Implementation of Disaster Relief (Water Services)				
Category	Number	Municipality	2005/06 Allocation	Column A		Column B
				Roll-overs	Adjustments	2005/06 Adjusted allocation
			R'000	R'000	R'000	R'000
EASTERN CAPE						
B	EC101	Camdeboo				
B	EC102	Blue Crane Route				
B	EC103	Ikwezi			1 800	1 800
B	EC104	Makana				
B	EC105	Ndlambe			500	500
B	EC106	Sundays River Valley			1 500	1 500
B	EC107	Baviaans				
B	EC108	Kouga				
B	EC109	Koukamma				
C	DC10	Cacadu District Municipality			1 346	1 346
Total: Cacadu Municipalities					5 146	5 146
B	EC121	Mbhashe				
B	EC122	Mnquma				
B	EC123	Great Kei				
B	EC124	Amahlathi				
B	EC125	Buffalo City				
B	EC126	Ngqushwa				
B	EC127	Nkonkobe				
B	EC128	Nxuba				
C	DC12	Amatole District Municipality			2 000	2 000
Total: Amatole Municipalities					2 000	2 000
B	EC131	Inxuba Yethemba				
B	EC132	Tsolwana				
B	EC133	Inkwanca				
B	EC134	Lukhanji				
B	EC135	Intsika Yethu				
B	EC136	Emalahleni				
B	EC137	Engcobo				
B	EC138	Sakhisizwe				
C	DC13	Chris Hani District Municipality			8 000	8 000
Total: Chris Hani Municipalities					8 000	8 000
B	EC151	Mbizana				
B	EC152	Ntabankulu				
B	EC153	Qaukeni				
B	EC154	Port St. Johns				
B	EC155	Nyandeni				
B	EC156	Mhlontlo				
B	EC157	King Sabata Dalindyebo				
C	DC15	O.R. Tambo District Municipality			26 000	26 000
Total: O.R. Tambo Municipalities					26 000	26 000
B	EC05b1	Umzimkhulu				
B	EC05b2	Umzimvubu				
C	DC44	Alfred Nzo District Municipality			500	500
Total: Alfred Nzo Municipalities					500	500
Total: Eastern Cape Municipalities					41 646	41 646
FREE STATE						
B	FS161	Letsameeng				
B	FS162	Kopanong			500	500
B	FS163	Mohokare			3 000	3 000
C	DC16	Xhariep District Municipality				
Total: Xhariep Municipalities					3 500	3 500
B	FS171	Naledi			500	500
B	FS172	Mangaung				
B	FS173	Mantsopa				
C	DC17	Motheo District Municipality				
Total: Motheo Municipalities					500	500
B	FS191	Setsoto				
B	FS192	Dihlabeng				
B	FS193	Nketoana				
B	FS194	Maluti-a-Phofung			1 452	1 452
B	FS195	Phumelela			3 000	3 000
C	DC19	Thabo Mofutsanyana District Municipality				
Total: Thabo Mofutsanyana Municipalities					4 452	4 452
B	FS201	Moghaka				
B	FS203	Ngwathe			826	826
B	FS204	Metsimaholo				
B	FS205	Mafube				
C	DC20	Northern Free State District Municipality				
Total: Northern Free State Municipalities					826	826
Total: Free State Municipalities					9 278	9 278

## SCHEDULE 7

## ALLOCATIONS-IN-KIND / INDIRECT GRANTS TO LOCAL GOVERNMENT

Provincial and Local Government (Vote 5)		Implementation of Disaster Relief (Water Services)				
Category	Number	Municipality	2005/06 Allocation	Column A		Column B
				Roll-overs	Adjustments	2005/06 Adjusted allocation
			R'000	R'000	R'000	R'000
GAUTENG						
B	GT02b1	Nokeng tsa Taemane				
B	CBLC2	Kungwini			4 024	4 024
C	CBDC2	Metsweding District Municipality				
Total: Metsweding Municipalities					4 024	4 024
B	GT421	Emfuleni				
B	GT422	Midvaal				
B	GT423	Lesedi			1 000	1 000
C	DC42	Sedibeng District Municipality				
Total: Sedibeng Municipalities					1 000	1 000
Total: Gauteng Municipalities					5 024	5 024
KWAZULU-NATAL						
B	KZ211	Vulamehlo				
B	KZ212	Umdoni				
B	KZ213	Umzumbe				
B	KZ214	uMuziwabantu				
B	KZ215	Ezingolweni				
B	KZ216	Hibiscus Coast				
C	DC21	Ugu District Municipality			6 224	6 224
Total: Ugu Municipalities					6 224	6 224
B	KZ221	uMshwathi				
B	KZ222	uMngeni				
B	KZ223	Mooi Mpofana				
B	KZ224	Impendle				
B	KZ225	Msunduzi				
B	KZ226	Mkhambathini				
B	KZ227	Richmond				
C	DC22	uMgungundlovu District Municipality			2 696	2 696
Total: uMgungundlovu Municipalities					2 696	2 696
B	KZ232	Emnambithi/Ladysmith				
B	KZ233	Indaka				
B	KZ234	Umtshezi				
B	KZ235	Okhahlamba				
B	KZ236	Imbabazane				
C	DC23	Uthukela District Municipality			8 582	8 582
Total:Uthukela Municipalities					8 582	8 582
B	KZ241	Endumeni				
B	KZ242	Nquthu				
B	KZ244	Msinga				
B	KZ245	Umvoti				
C	DC24	Umzinyathi District Municipality			7 819	7 819
Total: Umzinyathi Municipalities					7 819	7 819
B	KZ252	Newcastle			463	463
B	KZ253	Utrecht				
B	KZ254	Dunnhauser				
C	DC25	Amajuba District Municipality			2 292	2 292
Total: Amajuba Municipalities					2 755	2 755
B	KZ261	eDumbe				
B	KZ262	uPhongolo				
B	KZ263	Abaqulusi				
B	KZ265	Nongoma				
B	KZ266	Ulundi				
C	DC26	Zululand District Municipality			8 266	8 266
Total: Zululand Municipalities					8 266	8 266
B	KZ271	Umlabuyalingana				
B	KZ272	Jozini				
B	KZ273	The Big Five False Bay				
B	KZ274	Hlabisa				
B	KZ275	Mtubatuba				
C	DC27	Umkhanyakude District Municipality			8 795	8 795
Total: Umkhanyakude Municipalities					8 795	8 795
B	KZ281	Mbonambi				
B	KZ282	uMhlathuze			355	355
B	KZ283	Ntambanana				
B	KZ284	Umlalazi				
B	KZ285	Mthonjaneni				
B	KZ286	Nkaandla				
C	DC28	uThungulu District Municipality			4 870	4 870
Total: uThungulu Municipalities					5 225	5 225

## SCHEDULE 7

## ALLOCATIONS-IN-KIND / INDIRECT GRANTS TO LOCAL GOVERNMENT

Provincial and Local Government (Vote 5)		Implementation of Disaster Relief (Water Services)				
Category	Number	Municipality	2005/06 Allocation	Column A		Column B
				Roll-overs	Adjustments	2005/06 Adjusted allocation
			R'000	R'000	R'000	R'000
B	KZ291	eNdondakusuka				
B	KZ292	KwaDukuza				
B	KZ293	Ndwedwe				
B	KZ294	Maphumulo				
C	DC29	Ilembe District Municipality			5 015	5 015
Total: Ilembe Municipalities					5 015	5 015
B	KZ5a1	Ingwe				
B	KZ5a2	Kwa Sani				
B	KZ5a3	Matatiele				
B	KZ5a4	Greater Kokstad				
B	KZ5a5	Ubuhlebezwe				
C	DC43	Sisonke District Municipality			4 623	4 623
Total: Sisonke Municipalities					4 623	4 623
Total: KwaZulu-Natal Municipalities					60 000	60 000
LIMPOPO						
B	NP03A2	Makhuduthamaga				
B	NP03A3	Fetakgomo				
B	CBLC3	Greater Marble Hall				
B	CBLC4	Greater Groblersdal				
B	CBLC5	Greater Tubatse				
C	CBDC3	Greater Sekhukhune Cross Boundary			8 649	8 649
Total: Greater Sekhukhune Cross Boundary Municipalities					8 649	8 649
B	NP04A1	Maruleng				
B	CBLC6	Bushbuckridge				
C	CBDC4	Bohlabela District Municipality			10 954	10 954
Total: Bohlabela Municipalities					10 954	10 954
B	NP331	Greater Giyani				
B	NP332	Greater Letaba				
B	NP333	Greater Tzaneen				
B	NP334	Ba-Phalaborwa				
C	DC33	Mopani District Municipality			8 190	8 190
Total: Mopani Municipalities					8 190	8 190
B	NP341	Musina				
B	NP342	Mutale				
B	NP343	Thulamela				
B	NP344	Makhado				
C	DC34	Vhembe District Municipality			30 802	30 802
Total: Vhembe Municipalities					30 802	30 802
B	NP351	Blouberg				
B	NP352	Aganang				
B	NP353	Molemole				
B	NP354	Polokwane				
B	NP355	Lepelle-Nkumpi				
C	DC35	Capricorn District Municipality			17 015	17 015
Total: Capricorn Municipalities					17 015	17 015
Total: Limpopo Municipalities					75 610	75 610
MPUMALANGA						
B	MP301	Albert Luthuli				
B	MP302	Msukaligwa				
B	MP303	Mkhondo			3 140	3 140
B	MP304	Pixley Ka Seme			1 686	1 686
B	MP305	Lekwa				
B	MP306	Dipaleseng				
B	MP307	Govan Mbeki			515	515
C	DC30	Gert Sibande District Municipality				
Total: Gert Sibande Municipalities					5 341	5 341
B	MP321	Thaba Chwau			27	27
B	MP322	Mbombela			1 628	1 628
B	MP323	Umjindi			251	251
B	MP324	Nkomazi				
C	DC32	Ehlanzeni District Municipality				
Total: Ehlanzeni Municipalities					1 906	1 906
Total: Mpumalanga Municipalities					7 247	7 247
NORTHERN CAPE						
B	NC01B1	Gamagara				
B	NW1a1	Moshaweng				
B	CBLC1	Ga-Segonyana				
C	CBDC1	Kgalagadi District Municipality			16 663	16 663
Total: Kgalagadi Cross Border Municipalities					16 663	16 663

## SCHEDULE 7

## ALLOCATIONS-IN-KIND / INDIRECT GRANTS TO LOCAL GOVERNMENT

Provincial and Local Government (Vote 5)		Implementation of Disaster Relief (Water Services)				
Category	Number	Municipality	2005/06 Allocation	Column A		Column B
				Roll-overs	Adjustments	2005/06 Adjusted allocation
			R'000	R'000	R'000	R'000
B	NC061	Richtersveld				
B	NC062	Nama Khoi			650	650
B	NC064	Kamiesberg				
B	NC065	Hantam			910	910
B	NC066	Karoo Hoogland			1 966	1 966
B	NC067	Khai-Ma				
C	DC6	Namakwa District Municipality			2 000	2 000
Total: Namakwa Municipalities					5 526	5 526
B	NC071	Ubuntu			1 405	1 405
B	NC072	Umsobomvu			1 000	1 000
B	NC073	Emthanjeni			1 809	1 809
B	NC074	Kareeberg			880	880
B	NC075	Renosterberg			4 225	4 225
B	NC076	Thembelihle			459	459
B	NC077	Siyathemba				
B	NC078	Siyancuma				
C	DC7	Karoo District Municipality				
Total: Karoo Municipalities					9 778	9 778
B	NC081	Mier				
B	NC082	Kay Garib				
B	NC083	//Khara Hais				
B	NC084	Ykheis				
B	NC085	Tsantsabane			967	967
B	NC086	Kgatelopele				
C	DC8	Siyanda District Municipality			2 949	2 949
Total: Siyanda Municipalities					3 916	3 916
B	NC091	Sol Plaatje				
B	NC092	Dikgatlong			1 744	1 744
B	NC093	Magareng				
B	CBLC7	Phokwane				
C	DC9	Frances Baard District Municipality			290	290
Total: Frances Baard Municipalities					2 034	2 034
Total: Northern Cape Municipalities					37 917	37 917
NORTH WEST						
B	NW371	Moretele			14 880	14 880
B	NW372	Madibeng			3 125	3 125
B	NW373	Rustenburg				
B	NW374	Kgetlengrivier			3 978	3 978
B	NW375	Moses Kotane			12 205	12 205
C	DC37	Bojanala Platinum District Municipality				
Total: Bojanala Platinum Municipalities					34 187	34 187
B	NW381	Ratlou				
B	NW382	Tswaing				
B	NW383	Mafikeng				
B	NW384	Ditsobotla				
B	NW385	Zeerust				
C	DC38	Central District Municipality			13 840	13 840
Total: Central Municipalities					13 840	13 840
Total: North West Municipalities					48 027	48 027
WESTERN CAPE						
B	WC011	Matzikama			3 300	3 300
B	WC012	Cederberg				
B	WC013	Bergvriev			1 530	1 530
B	WC014	Saldanha Bay				
B	WC015	Swartland			2 500	2 500
C	DC1	West Coast District Municipality				
Total: West Coast Municipalities					7 330	7 330
B	WC022	Witzenberg			5 521	5 521
B	WC023	Drakenstein				
B	WC024	Stellenbosch				
B	WC025	Breede Valley				
B	WC026	Breede River Winelands			13 400	13 400
C	DC2	Cape Winelands District Municipality				
Total: Cape Winelands Municipalities					18 921	18 921
Total: Western Cape Municipalities					26 251	26 251
National Total					311 000	311 000



## **SCHEDULE 7: ALLOCATIONS-IN-KIND / INDIRECT GRANTS TO LOCAL GOVERNMENT:**

### **WATER SERVICES OPERATING SUBSIDY**

## SCHEDULE 7

## ALLOCATIONS-IN-KIND / INDIRECT GRANTS TO LOCAL GOVERNMENT

Water Affairs and Forestry (Vote 34)		Water Services Operating Subsidy				
Category	Number	Municipality	2005/06 Allocation	Column A		Column B
				Roll-overs	Adjustments	2005/06 Adjusted allocation
			R'000	R'000	R'000	R'000
EASTERN CAPE						
B	EC125	Buffalo City	2 039		1 685	3 724
C	DC12	Amatole District Municipality	19 221		- 3 474	15 747
Total: Amatole Municipalities			21 260		- 1 789	19 471
C	DC13	Chris Hani District Municipality	18 425			18 425
Total: Chris Hani Municipalities			18 425			18 425
C	DC15	O.R. Tambo District Municipality	23 880		- 500	23 380
Total: O.R Tambo Municipalities			23 880		- 500	23 380
C	DC44	Alfred Nzo District Municipality	14 039		- 14 039	
Total: Alfred Nzo Municipalities			14 039		-14 039	
Total: Eastern Cape Municipalities			77 604		-16 328	61 276
FREE STATE						
B	FS162	Kopanong	255			255
Total: Xhariep Municipalities			255			255
B	FS192	Dihlabeng	24			24
B	FS194	Mahuti-a-Phofung	24 226		- 24 226	
Total: Thabo Mofutsanyana Municipalities			24 250		-24 226	24
Total: Free State Municipalities			24 505		- 24 226	279
GAUTENG						
A		City of Tshwane	12 028		2 000	14 028
B	CBLC2	Kungwini	2 435		770	3 205
Total: Metsweding Municipalities			2 435		770	3 205
Total: Gauteng Municipalities			14 463		2 770	17 233
KWAZULU-NATAL						
C	DC24	Umzinyathi District Municipality	133		- 133	
Total: Umzinyathi Municipalities			133		- 133	
C	DC26	Zululand District Municipality	5		- 5	
Total: Zululand Municipalities			5		- 5	
C	DC28	uThungulu District Municipality			178	178
Total: uThungulu Municipalities					178	178
Total: KwaZulu-Natal Municipalities			138		40	178
LIMPOPO						
C	CBDC3	Greater Sekhukhune Cross Boundary	65 971		- 65 971	
Total: Greater Sekhukhune Cross Boundary Municipalities			65 971		- 65 971	
C	CBDC4	Bohlabela District Municipality	50 344		- 50 344	
Total: Bohlabela Municipalities			50 344		- 50 344	
C	DC33	Mopani District Municipality	104 007			104 007
Total: Mopani Municipalities			104 007			104 007
C	DC34	Vhembe District Municipality	163 372			163 372
Total: Vhembe Municipalities			163 372			163 372
B	NP354	Polokwane	26 911			26 911
C	DC35	Capricorn District Municipality	69 841			69 841
Total: Capricorn Municipalities			96 752			96 752
B	NP362	Lephalale	3 939		- 3 939	
B	NP367	Mogalakwena	23 986		4 531	28 517
C	DC36	Waterberg District Municipality			592	28 517
Total: Waterberg Municipalities			27 925		592	28 517
Total: Limpopo Municipalities			508 371		- 115 723	392 648
MPUMALANGA						
B	MP301	Albert Luthuli	3 393		12 150	15 543
Total: Gert Sibande Municipalities			3 393		12 150	15 543

## SCHEDULE 7

## ALLOCATIONS-IN-KIND / INDIRECT GRANTS TO LOCAL GOVERNMENT

Water Affairs and Forestry (Vote 34)		Water Services Operating Subsidy				
Category	Number	Municipality	2005/06 Allocation	Column A		Column B
				Roll-overs	Adjustments	2005/06 Adjusted allocation
			R'000	R'000	R'000	R'000
B	MP315	Thembisile	17 748		47	17 795
B	MP316	Dr JS Moroka	44 976		- 44 976	
C	DC31	Nkangala District Municipality				
Total: Nkangala Municipalities			62 724		- 44 929	17 795
B	MP321	Thaba Chweu			1 721	1 721
B	MP322	Mbombela	33 093			33 093
B	MP324	Nkomazi	1 262		- 1 262	
Total: Ehlanzeni Municipalities			34 355		459	34 814
Total: Mpumalanga Municipalities			100 472		- 32 320	68 152
NORTHERN CAPE						
B	NC061	Richtersveld	500			500
B	NC064	Kamiesberg	600			600
B	NC065	Hantam	500			500
B	NC067	Khai-Ma	500			500
C	DC6	Namakwa District Municipality				
Total: Namakwa Municipalities			2 100			2 100
B	NC072	Umsobomvu	1 000			1 000
B	NC074	Kareeberg	950			950
B	NC078	Siyancuma	569		- 2	567
C	DC7	Karoo District Municipality				
Total: Karoo Municipalities			2 519		- 2	2 517
B	NC081	Mier	800			800
B	NC082	Kay Garib	260			260
B	NC084	Ykheis	500			500
C	DC8	Siyanda District Municipality	70			70
Total: Siyanda Municipalities			1 630			1 630
B	NC092	Dikgatlong	3 908			3 908
B	NC093	Magareng	1 227		- 700	527
C	DC9	Frances Baard District Municipality				
Total: Frances Baard Municipalities			5 135		- 700	4 435
Total: Northern Cape Municipalities			11 384		- 702	10 682
NORTH WEST						
B	NW371	Moretele	11 480			11 480
B	NW372	Madibeng	13 122		- 13 122	
B	NW373	Rustenburg	3 954		- 2 554	1 400
B	NW375	Moses Kotane	10 190			10 190
C	DC37	Bojanala Platinum District Municipality				
Total: Bojanala Platinum Municipalities			38 746		- 15 676	23 070
C	DC38	Central District Municipality	31 750			31 750
Total: Central Municipalities			31 750			31 750
C	DC39	Bophirima District Municipality	20 705			20 705
Total: Bophirima Municipalities			20 705			20 705
Total: North West Municipalities			91 201		- 15 676	75 525
National Total			828 138		- 202 165	625 973

## **Part 2: Additional Frameworks for Conditional Grants to Provincial and Local Government Spheres**

### **Frameworks for Conditional Grants to Provinces**

**Detailed frameworks on additional schedule 5 grants to provinces**

#### **Introduction**

This part provides a brief description of the framework for the additional grants (Agricultural Disaster Management Grant (Agriculture), Forensic Pathology Services Grant (Health) and the Disaster Relief Grant (Provincial and Local Government)) set out in Schedule 5 of this *Government Notice*. The following are key areas considered for the aforementioned grants:

- Purpose and measurable objectives of the grant
- Conditions of the grant (additional to what is required in the Act)
- Criteria for allocation between provinces
- Rationale for funding through a conditional grant
- Monitoring mechanisms
- Past performance
- The projected life of the grant
- 2005/06 allocation
- The payment schedule
- Responsibility of national transferring department
- Capacity and preparedness of the transferring department

The 2005 Division of Revenue Act requires that the additional frameworks be gazetted in terms of section 11(2) of the Act.

**DEPARTMENT OF AGRICULTURE**

<b>Agricultural Disaster Management Grant</b>	
<b>Transferring department</b>	Agriculture (Vote 25)
<b>Purpose</b>	Drought relief to farmers in identified areas
<b>Measurable outputs</b>	Financial assistance in the purchasing and transporting of fodder in identified drought stricken areas for stock purposes
<b>Conditions</b>	Implementation of the drought relief scheme and monthly reporting by provincial Departments of Agriculture on the actual spending according to the agreed framework on drought assistance
<b>Allocation criteria</b>	Based on surveys made by provincial Departments of Agriculture and the national Department of Agriculture of the affected areas
<b>Reason why not incorporated in equitable share</b>	Special drought relief allocation by Parliament
<b>Monitoring mechanisms</b>	Regular inspection and monitoring by the national Department of Agriculture and monthly reporting by the provincial Departments of Agriculture on the actual spending
<b>Past Performance</b>	New grant
<b>Projected life</b>	Until 31 March 2006
<b>2005/06 allocation</b>	R120 million
<b>Payment schedule</b>	Payments to be made on 10 January 2006
<b>Responsibilities of the national department</b>	<ul style="list-style-type: none"> <li>• Agree on output and targets with provincial departments</li> <li>• Provide the guidelines and criteria for the development and approval of business plans</li> <li>• Monitor implementation and provide support</li> <li>• Submit quarterly performance reports to SCOF in NCOP and National Treasury</li> <li>• Submit approved business plans for 2005/06 to the National Treasury</li> </ul>
<b>Capacity and preparedness of the transferring department</b>	Policy frameworks, monitoring and reporting mechanisms are in place

**DEPARTMENT OF HEALTH**

<b>Forensic Pathology Services Grant (FPSG)</b>	
<b>Transferring department</b>	Health (Vote 16)
<b>Purpose</b>	To provide for the transitional activities required to transfer the Medico-Legal Mortuaries from SAPS to Health and to initiate the development and provision of a comprehensive Forensic Pathology Service (FPS) in all nine provinces in order to ensure impartial professional evidence for the criminal justice system concerning death due to unnatural causes
<b>Measurable outputs</b>	<ul style="list-style-type: none"> <li>• Project manager appointed in each province, and at the national Department of Health</li> <li>• Human resources plan implemented in each province</li> <li>• Implementation plan finalised for each province</li> </ul>
<b>Conditions</b>	<ul style="list-style-type: none"> <li>• Maintenance of a separate budget and management centre for FPS in each province</li> <li>• Appointment of a project manager for FPS and delegation of general management functions and powers to the project manager in the province. These functions to include financial accountability, procurement management, hiring and firing of staff and organizing of the services</li> <li>• A national project manager to oversee implementation processes in provinces</li> </ul>
<b>Monitoring mechanisms</b>	<ul style="list-style-type: none"> <li>• Monthly financial reports</li> <li>• Quarterly expenditure reports</li> <li>• Quarterly reports on measurable outputs</li> </ul>
<b>Past performance</b>	New grant
<b>Projected life</b>	It is anticipated that within three to five years the FPS will have achieved acceptable equity and the service sufficiently developed to continue as a programme in the provincial health departments funded through the equitable share
<b>2005/06 allocation</b>	R93,6 million
<b>Payment schedule</b>	Two equal transfer payments: 21 December 2005 and 18 January 2006
<b>Responsibilities of the national department</b>	<ul style="list-style-type: none"> <li>• Provide the guidelines and criteria for the development and approval of business plans</li> <li>• Monitor implementation and provide support</li> <li>• Submit final quarterly performance reports to SCOF in the NCOP and National Treasury</li> <li>• Submit the allocation criteria, MTEF allocations and the final conditional grant framework that relate to this grant as requested by National Treasury</li> </ul>
<b>Process for approval of 2006/07 business plans</b>	<ul style="list-style-type: none"> <li>• National Department of Health approves provincial business plans by 15 January 2006</li> </ul>

## DEPARTMENT OF PROVINCIAL AND LOCAL GOVERNMENT

Disaster Relief Grant	
<b>Transferring department</b>	Provincial and Local Government (Vote 5)
<b>Purpose</b>	To assist the provinces to repair and rehabilitate municipal infrastructure damage caused by heavy rains and flooding
<b>Measurable outputs</b>	Damaged infrastructures repaired and rehabilitated
<b>Conditions</b>	Provinces are required to report on a monthly basis the following: <ul style="list-style-type: none"> <li>• Expenditure progress</li> <li>• Physical progress/project implementation progress</li> </ul>
<b>Allocation criteria</b>	Based on assessment submitted by the provinces
<b>Reason why not incorporated in equitable share</b>	This is a special transfer to address the disaster-related incidents
<b>Monitoring mechanisms</b>	Provinces are required to submit monthly reports as stipulated in the 2005 Division of Revenue Act, and publish spending and performance outcomes in their annual report
<b>2005/06 allocation</b>	<ul style="list-style-type: none"> <li>• Eastern Cape: R16,2 million</li> <li>• Western Cape: R24,5 million</li> </ul>
<b>Payment schedule</b>	Payments to be made to provinces before 31 March 2006
<b>Responsibilities of the national department</b>	<ul style="list-style-type: none"> <li>• the dplg to transfer funds as per schedule in compliance with the 2005 Division of Revenue Act</li> <li>• Provinces to collect and collate monthly reports from the municipalities and submit to the dplg by not later than 15 days after the end of each month</li> <li>• Provinces to assist municipalities in implementing the rehabilitation projects</li> </ul>

## **Frameworks for Conditional Grants to Municipalities**

### **Detailed frameworks on additional schedules 6 and 7 grants to municipalities**

#### **Introduction**

This part provides a brief description of the framework for the additional grants (Implementation of Disaster Relief Grant (Water Services) (Provincial and Local Government) and Public Transport Infrastructure and Systems Grant (Transport)) set out in Schedules 6 and 7 of this *Government Notice*. The following are key areas considered for the aforementioned grants:

- Purpose and measurable objectives of the grant
- Conditions of the grant (additional to what is required in the Act)
- Criteria for allocation between municipalities
- Rationale for funding through a conditional grant
- Monitoring mechanisms
- Past performance
- The projected life of the grant
- 2005/06 allocation
- The payment schedule
- Responsibility of national transferring department
- Capacity and preparedness of the transferring department

The 2005 Division of Revenue Act requires that the additional frameworks be gazetted in terms of section 11(2) of the Act.



## DEPARTMENT OF PROVINCIAL AND LOCAL GOVERNMENT

<b>Implementation of Disaster Relief (Water Services)</b>	
<b>Transferring department</b>	Provincial and Local Government (Vote 5)
<b>Purpose</b>	To assist municipalities to fund emergency water services supply to communities affected by drought
<b>Measurable outputs</b>	<ul style="list-style-type: none"> <li>• Number of households to whom water provision has been stabilised</li> <li>• Number of households served with emergency measures</li> </ul>
<b>Conditions</b>	<p>Municipalities are required to report on a monthly basis the following:</p> <ul style="list-style-type: none"> <li>• Expenditure progress</li> <li>• Physical progress/project implementations</li> </ul>
<b>Allocation criteria</b>	Based on existing and forecasted critical water needs
<b>Reason why not incorporated in equitable share</b>	This is a specific transfer to address emergency water supply
<b>Monitoring mechanisms</b>	Municipalities are required to submit monthly reports as stipulated in the 2005 Division of Revenue Act, and publish spending and performance outcomes in their annual report
<b>2005/06 allocation</b>	R311 million
<b>Payment schedule</b>	<ul style="list-style-type: none"> <li>• Payments will be made in terms of the transfer agreement for each specific municipality</li> <li>• Based on the individual emergency requirement, a single transfer to be affected to municipalities before 31 March 2006</li> </ul>
<b>Capacity and preparedness of the transferring department</b>	<ul style="list-style-type: none"> <li>• The dplg to transfer funds as per schedule in compliance with the 2005 Division of Revenue Act</li> <li>• National Department of Water Affairs and Forestry (DWAF) to collect and collate monthly reports in respect of municipalities and submit to the dplg by no later than 15 days after the end of each month</li> <li>• National Department of Water Affairs and Forestry (DWAF) to assist municipalities in implementing the drought mitigation projects</li> </ul>

## DEPARTMENT OF TRANSPORT

Public Transport Infrastructure and Systems (PTIF) Grant	
Transferring department	Transport (Vote 33)
Purpose	Accelerate planning, establishment, construction, and improvement of new and existing public transport and non-motorised transport infrastructure and systems
Measurable outputs	<ul style="list-style-type: none"> <li>Construction of taxi ranks and stops, bus stations and stops, intermodal facilities, sidewalks, cycleways, access to public transport facilities, upgrading to existing facilities, technology-based systems for public transport management, acquisition of land for public transport facilities, rail system, engine, coach and facilities improvements, new buses, shelters, signage, and other aspects of quality public transport systems in at least 6 cities in 2005/06</li> <li>Funding of detailed public transport capital project plans for at least 8 projects in 2005/06, which will deliver at least: <ul style="list-style-type: none"> <li>4 new public transport and non-motorised facilities;</li> <li>2 rail improvements (including station upgrades);</li> <li>4 technology-based management systems installed;</li> <li>A further R leveraged as co-funding for projects from other sources</li> </ul> </li> </ul>
Conditions	<ul style="list-style-type: none"> <li>Applicants (local or provincial authorities and transport public entities) to submit funding proposals to the national Department of Transport by 6 May 2005. The proposals must disaggregate the information by project or cluster of projects, and should demonstrate how the grant will leverage or accelerate the implementation of the project</li> <li>All projects related to new or improved infrastructure must be conducted in a labour-intensive manner in terms of the Expanded Public Works Programme (EPWP) guidelines issued by the national Department of Public Works</li> <li>To issue contracts for approved projects only to consulting engineers and contractors who are qualified (either through undergoing training to be qualified or through gaining recognition of prior learning) in managing labour-intensive projects</li> <li>Submission of quarterly reports on progress with implementation in addition to in-year expenditure monitoring reports in accordance with guidelines set out by the national Department of Transport</li> </ul>
Allocation criteria	<p>Projects are evaluated on the extent to which they:</p> <ul style="list-style-type: none"> <li>Meet the dual objectives of long-term mobility and specific support for mobility for the 2010 FIFA World Cup;</li> <li>Prioritise public transport over private vehicle use;</li> <li>Deliver public transport infrastructure and systems (projects must only involve capital expenditure relating very specifically to the improvement of public transport, non-motorised transport or introduction of travel demand management measures);</li> <li>Re-enforce public transport policies (projects must promote inter-modalism in the public transport sector; eliminate gaps in the existing system; and optimise existing infrastructure and services);</li> <li>Are consistent with existing plans (projects must elaborate or accelerate the implementation of an objective already stated in existing plans; have the approval of the Municipal Council, other senior political decision makers, or the MEC for Transport);</li> <li>Are financially feasible (projects must demonstrate value for money; leverage other conventional revenue streams; and seek only a portion of the total project cost from the grant source); and</li> <li>Are practical (projects must be achievable in the planned time frame; and managed by the applicant)</li> </ul>
Reason why not incorporated in equitable share	<ul style="list-style-type: none"> <li>This grant ensures that municipalities give priority to public transport and non-motorised transport infrastructure, elements that routinely take a back-seat at local level to roads construction and maintenance. This grant brings life to numerous Government priorities related to social equity in the transport sector</li> </ul>
Monitoring mechanisms	Grant recipients are required to submit detailed quarterly reports that capture the full details of the projects including the allocation for the year, the expenditure for the period in question and on outputs achieved
Past performance	New grant
Projected life	To be reviewed after two years
2005/06 allocation	R241,7 million
Payment schedule	Quarterly instalments
Capacity and preparedness of the transferring department	The national Department of Transport will appoint a dedicated expert to be responsible for administering the grant by October 2005

### **Part 3: Exemptions granted to provisions in the Division of Revenue Act, 2005 (Act No. 1 of 2005)**

1. This part provides exemptions granted for the 2005/06 financial year, pursuant to section 44(1) of the Division of Revenue Act, 2005 (Act No. 1 of 2005).
2. The following national departments administering the under mentioned provincial conditional grants are exempted from sections 15(3)(a); 30(1)(a) and 30(1)(b) of the Act:
  - National Department of Health in respect of the following conditional grants:
    - Comprehensive HIV and Aids Grant; and
    - Hospital Revitalisation Grant.
  - National Department of Housing in respect of the following conditional grant:
    - Integrated Housing and Human Settlement Development Grant.
  - National Department of Social Development in respect of the following conditional grants:
    - Social Assistance Administration Grant; and
    - Social Assistance Transfers Grant.
3. The following provincial conditional grants are exempted from the "Conditions" contained in the published "Frameworks for Conditional Grants to Provinces" in *Government Gazette* No. 27487 dated 14 April 2005 to be in line with section 12(1)(a) of the Act:
  - National Department of Agriculture in respect of the following conditional grant:
    - Comprehensive Agricultural Support Programme Grant.
  - National Department of Health in respect of the following conditional grants:
    - Health Professions Training and Development Grant; and
    - National Tertiary Services Grant.
  - National Department of Social Development in respect of the following conditional grant:
    - Integrated Social Development Services Grant.
4. All national departments are exempted from the "Responsibilities of the national department: Evaluate Annual Reports for 2004/05 for submission to the NCOP and National Treasury by 31 October 2005" contained in the published "Frameworks for Conditional Grants to Provinces" in *Government Gazette* No. 27487 dated 14 April 2005.
5. The 2005 Division of Revenue Act requires that any exemption granted be gazetted in terms of section 44(2) of the Act.

# Looking for out of print issues of Government and Provincial Gazettes

We can provide photocopies

## **Contact**

The National Library of South Africa,  
Pretoria Campus  
PO Box 397  
0001 PRETORIA

## **Physical address**

C/o Andries and Vermeulen Streets  
Entrance in Andries Street

## **Contact details**

Tel: (012) 321-8931


Fax: (012) 325-5984

E-mail: [infodesk@nlsa.ac.za](mailto:infodesk@nlsa.ac.za)



Sabinet Online Ltd has established itself, for more than a decade, as a leader in facilitating electronic access to gazetted information.

Are you looking for information published in Gazettes such as changes to Acts, Regulations of Acts, Notices, Liquidation & distribution accounts on deceased estates?



Search no more.

Sabinet Online's SA Gazettes provides immediate access to full-text databases of Government and Provincial Gazettes, the Government Gazette Index and Parliamentary Bills. Updated daily.

The SA Gazettes is considered in all industry sectors as the most comprehensive collection of searchable gazette data on the Internet. With SA Gazettes you have access to the electronic full-text of the Government Gazette and all Provincial Gazettes.

- The Government Gazette - from January 1994
- All Provincial Gazettes - from September 1995
- Indexes pertaining to the past week's Government and all Provincial Gazettes.
- Parliamentary Bills - from January 1999


We facilitate access to information  
**www.sabinet.co.za**

Tel: +27 12 643 9500; Fax: +27 12 663 3543; E-mail: [info@sabinet.co.za](mailto:info@sabinet.co.za)

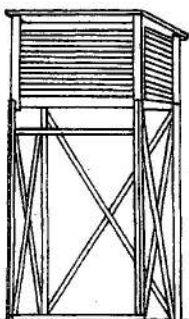
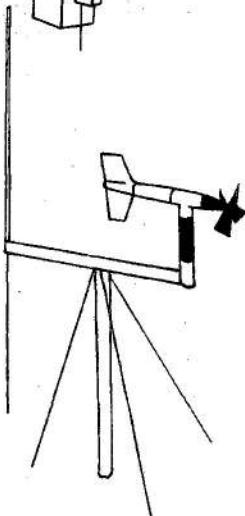








Wetlands are wonderlands!



Department of Environmental Affairs and Tourism

**SA WEATHER BUREAU SA WEERBURO**

**W  
E  
A  
T  
H  
E  
R  
·  
S  
E  
R  
V  
I  
C  
E  
S  
·  
W  
E  
E  
R  
D  
I  
E  
N  
S  
T  
E**



Printed by and obtainable from the Government Printer, Bosman Street, Private Bag X85, Pretoria, 0001

Publications: Tel: (012) 334-4508, 334-4509, 334-4510

Advertisements: Tel: (012) 334-4673, 334-4674, 334-4504

Subscriptions: Tel: (012) 334-4735, 334-4736, 334-4737

Cape Town Branch: Tel: (021) 465-7531

Gedruk deur en verkrygbaar by die Staatsdrukker, Bosmanstraat, Privaatsak X85, Pretoria, 0001

Publikasies: Tel: (012) 334-4508, 334-4509, 334-4510

Advertensies: Tel: (012) 334-4673, 334-4674, 334-4504

Subskripsies: Tel: (012) 334-4735, 334-4736, 334-4737

Kaapstad-tak: Tel: (021) 465-7531