



Government Gazette Staatskoerant

REPUBLIC OF SOUTH AFRICA
REPUBLIEK VAN SUID AFRIKA

Vol. 626

11 August
Augustus 2017

No. 41037

N.B. The Government Printing Works will not be held responsible for the quality of "Hard Copies" or "Electronic Files" submitted for publication purposes

ISSN 1682-5843



9 771682 584003

41037



AIDS HELPLINE: 0800-0123-22 Prevention is the cure

For purposes of reference, all Proclamations, Government Notices, General Notices and Board Notices published are included in the following table of contents which thus forms a weekly index. Let yourself be guided by the gazette numbers in the righthand column:

Weekly Index

No.	Page No.	Gazette No.
GOVERNMENT NOTICE		
Agriculture, Forestry and Fisheries, Department of		
747 Plant Breeders' Rights Act (15/1976) :Receipts of applications for Plant Breeders' Rights	17	41009
771 Performing Animals Protection Amendment Act (4/2016) :Performing Animals Protection Regulations, 2016	4	41019
772 Performing Animals Protection Amendment Act (4/2016) :Publication of commencement of the Act on 18 January 2017 and the commencement date is: 28 July 2017	16	41019
Energy, Department of		
R.765 Petroleum Products Act (120/1977) :Maximum Retail Price for Liquefied Petroleum Gas	3	41014
R.766 Petroleum Products Act (120/1977) :Amendment of the regulations in respect of petroleum products	5	41014
R.767 Petroleum Products Act (120/1977) :Regulations in respect of the single maximum national retail price for illuminating paraffin	7	41014
Health, Department of		
748 Medicines and Related Substances Act (101/1965) :Medicines and related substances Act: Schedules	26	41009
Home Affairs, Department of		
749 Births and Deaths Registration Act (51/1992) :Alteration of forenames in terms of section 24	57	41009
750 White Paper on International Migration for South Africa :July 2017	66	41009
751 Births and Deaths Registration Act (51/1992) :Alteration of surnames in terms of section 26	148	41009
Justice and Constitutional Development, Department of		
768 Act No. 5 of 2017 :Protected Disclosures Amendment Act, 2017	1	41016
769 Act No. 7 of 2017 :Courts of Law Amendment Act, 2017	1	41017
770 Wet No. 8 van 2017 :Wysigingswet op Ge-regtelike Aangeleenthede, 2017	1	41018

Alle Proklamasies, Goewermentskennisgewings, Algemene Kennisgewings en Raadskennisgewings gepubliseer, word vir verwysingsdoeleindes in die volgende Inhoudopgawe ingesluit wat dus weeklikse indeks voorstel. Laat self deur die Koerant-nommers in die regterhandse kolom lei:

Weeklikse Indeks

No.	Bladsy No.	Koerant No.
GOEWERMENTSKENNISGEWINGS		
Landbou, Bosbou en Visserye, Departement van		
747 Plant Breeders' Rights Act (15/1976) :Receipts of applications for Plant Breeders' Rights	17	41009
771 Performing Animals Protection Amendment Act (4/2016) :Performing Animals Protection Regulations, 2016	4	41019
772 Performing Animals Protection Amendment Act (4/2016) :Publication of commencement of the Act on 18 January 2017 and the commencement date is: 28 July 2017	16	41019
Energie, Departement van		
R.765 Petroleum Products Act (120/1977) :Maximum Retail Price for Liquefied Petroleum Gas	3	41014
R.766 Petroleum Products Act (120/1977) :Amendment of the regulations in respect of petroleum products	5	41014
R.767 Petroleum Products Act (120/1977) :Regulations in respect of the single maximum national retail price for illuminating paraffin	7	41014
Gesondheid, Departement van		
748 Medicines and Related Substances Act (101/1965) :Medicines and related substances Act: Schedules	26	41009
Binnelandse Sake, Departement van		
749 Births and Deaths Registration Act (51/1992) :Alteration of forenames in terms of section 24	57	41009
750 White Paper on International Migration for South Africa :July 2017	66	41009
751 Births and Deaths Registration Act (51/1992) :Alteration of surnames in terms of section 26	148	41009
Justisie en Staatskundige Ontwikkeling, Departement van		
768 No. 5 van 2017 :Wysigingwet op die Beskermde Bekendmakings, 2017	1	41016
769 No. 7 van 2017 :Wysigingswet op Gereg-showe, 2017	1	41017
770 Wet No. 8 van 2017 :Wysigingswet op Ge-regtelike Aangeleenthede, 2017	1	41018

No.	Page No.	Gazette No.	No.	Page No.	Gazette No.
Labour, Department of			Arbeid, Departement van		
752 Labour Relations Act, 1995 :Correction Notice: Furniture Bargaining Council: Extension of period of operation of the Collective Bargaining Fee Collective Agreement.....	167	41009	752 Labour Relations Act, 1995 :Correction Notice: Furniture Bargaining Council: Extension of period of operation of the Collective Bargaining Fee Collective Agreement.....	167	41009
Mineral Resources, Department of			Minerale Bronne, Departement van		
R.746 Mine Health and Safety Act (29/1996), as amended :Notice of appointment of members for the Mine Health and Safety Council Ref MHSC 01/04/2017.....	11	41008	R.746 Mine Health and Safety Act (29/1996), as amended :Notice of appointment of members for the Mine Health and Safety Council Ref MHSC 01/04/2017.....	11	41008
Rural Development and Land Reform, Department of			Landelike Ontwikkeling en Grondhervorming, Departement van		
753 Restitution of Land Rights Act (22/1994) as amended :Masakala Community: Portions of portions of Matatiele Borough Land Farms Blackley, Bon Accord	169	41009	753 Restitution of Land Rights Act (22/1994) as amended :Masakala Community: Portions of portions of Matatiele Borough Land Farms Blackley, Bon Accord	169	41009
Science and Technology, Department of			Wetenskap en Tegnologie, Departement van		
754 National Research Foundation Act, 1998 :Notice to Withdraw the Declaration of the Hartebeesthoek Radio Astronomy Observatory as a National Research Facility and Notice to declare the South African Radio Astronomy Observatory (SARAO) as a National Facility	170	41009	754 National Research Foundation Act, 1998 :Notice to Withdraw the Declaration of the Hartebeesthoek Radio Astronomy Observatory as a National Research Facility and Notice to declare the South African Radio Astronomy Observatory (SARAO) as a National Facility	170	41009
South African Revenue Service			Suid-Afrikaanse Inkomstediens		
755 Income Tax Act (58/1962) :Protocol amending the agreement between the Republic of South Africa and the Republic of Turkey for the avoidance of double taxation and the prevention of fiscal evasion with respect to taxes on income, signed at Pretoria on 3 March 2005	172	41009	755 Income Tax Act (58/1962) :Protocol amending the agreement between the Republic of South Africa and the Republic of Turkey for the avoidance of double taxation and the prevention of fiscal evasion with respect to taxes on income, signed at Pretoria on 3 March 2005	175	41009
756 Inkomstebelastingwet, 1962 :Ooreenkoms tussen die Regering van die Republiek van Suid-Afrika en die Regering van Samoa via die uitruil van inligting met betrekking tot belastingaangeleenthede.....	178	41009	756 Inkomstebelastingwet, 1962 :Ooreenkoms tussen die Regering van die Republiek van Suid-Afrika en die Regering van Samoa via die uitruil van inligting met betrekking tot belastingaangeleenthede	187	41009
R.764 Doeane- en Aksynswet, 1964 :Wysiging van Bylae No. 1 (No. 1/1/1573)	4	41012	R.764 Doeane- en Aksynswet, 1964 :Wysiging van Bylae No. 1 (No. 1/1/1573)	5	41012
Trade and Industry, Department of			Handel en Nywerheid, Departement van		
757 Co-operatives Act, 2005 :Co-operatives to be removed from the Register	196	41009	757 Co-operatives Act, 2005 :Co-operatives to be removed from the Register	196	41009
758 Co-operatives Act, 2005 :Co-operatives to be removed from the register.....	197	41009	758 Co-operatives Act, 2005 :Co-operatives to be removed from the register.....	197	41009
759 Co-operatives Act, 2005 :Co-operatives to be removed from the Register	198	41009	759 Co-operatives Act, 2005 :Co-operatives to be removed from the Register	198	41009
760 Co-operatives Act, 2005 :Co-operatives to be removed from the Register	199	41009	760 Co-operatives Act, 2005 :Co-operatives to be removed from the Register	199	41009
761 Co-operatives Act, 2005 :Co-operatives to be removed from the register.....	200	41009	761 Co-operatives Act, 2005 :Co-operatives to be removed from the register.....	200	41009
762 Co-operatives Act, 2005 :Co-operatives to be removed from the Register	201	41009	762 Co-operatives Act, 2005 :Co-operatives to be removed from the Register	201	41009
763 Co-operatives Act, 2005 :Co-operatives to be removed from the Register	202	41009	763 Co-operatives Act, 2005 :Co-operatives to be removed from the Register	202	41009

GENERAL NOTICE**Independent Communications Authority of South Africa**

- 550 The Independent Communications Authority of South Africa (ICASA) :Expiry of Class Electronic Communications Service Licence (C-ECS) issued to Bultimex CC, t/a Inetsure and Individual Electronic Communications Network Services (I-ECNS) and Individual Electronic Communications Services (I-ECS) Licences issued to Netwave Internet 203 41009

Justice and Constitutional Development, Department of

- 551 Promotion of Access to Information (2/2000) :Description submitted in terms of section 15(1): Gauteng Provincial Government: Department of Community Safety 205 41009

National Treasury

- 557 Public Finance Management Act :Statement of the National Revenue, Expenditure and Borrowings as at 30 June 2017 issued by the DG NT 11 41010

Office of the Chief Justice

- 552 Superior Courts Act (10/2013) :Practice Directive for the North West Division of the High Court, Mahikeng 209 41009

Public Works, Department of

- 553 The Property Valuers Profession Act (47/2000) :Publication of fees and charges as provided: Effective 1 April 2017 213 41009

Sport and Recreation South Africa

- 558 South African Boxing Act (11/2011) :Invitation for submission of nominees for Board of Boxing South Africa 4 41011

Trade and Industry, Department of

- 554 Standards Act, 2008 :Standards matters: Schedules 1–6 214 41009

Transport, Department of

- 555 International Air Service Act (60/1993) :Grant/amendment of international air service license 217 41009
- 556 Air Service Licensing Act (115/1990) :Application for the Grant or Amendment of Domestic Air Service Licence 218 41009

BOARD NOTICE

- 136 South African Council for the Architectural Profession Act (44/2000) :Finding and sanction imposed by the Council: Muthahadini Sidogi 219 41009
- 137 South African Council for the Architectural Profession Act (44/2000) :Finding and sanction imposed by the Council: Christal van Beukering 220 41009
- 140 Padongelukfondswet (56/1996), soos gewysig :Aanpassing van statutêre limiet ten opsigte van eise vir verlies aan inkomste en onderhoud 4 41013

ALGEMENE KENNISGEWINGS**Onafhanklike Kommunikasie-owerheid van Suid-Afrika**

- 550 The Independent Communications Authority of South Africa (ICASA) :Expiry of Class Electronic Communications Service Licence (C-ECS) issued to Bultimex CC, t/a Inetsure and Individual Electronic Communications Network Services (I-ECNS) and Individual Electronic Communications Services (I-ECS) Licences issued to Netwave Internet 203 41009

Justisie en Staatskundige Ontwikkeling, Departement van

- 551 Promotion of Access to Information (2/2000) :Description submitted in terms of section 15(1): Gauteng Provincial Government: Department of Community Safety 205 41009

Nasionale Tesourie

- 557 Public Finance Management Act :Statement of the National Revenue, Expenditure and Borrowings as at 30 June 2017 issued by the DG NT 11 41010

Kantoor van die Hoofregter

- 552 Superior Courts Act (10/2013) :Practice Directive for the North West Division of the High Court, Mahikeng 209 41009

Openbare Werke, Departement van

- 553 The Property Valuers Profession Act (47/2000) :Publication of fees and charges as provided: Effective 1 April 2017 213 41009

Sport en Ontspanning, Departement van

- 558 South African Boxing Act (11/2011) :Invitation for submission of nominees for Board of Boxing South Africa 4 41011

Handel en Nywerheid, Departement van

- 554 Standards Act, 2008 :Standards matters: Schedules 1–6 214 41009

Vervoer, Departement van

- 555 International Air Service Act (60/1993) :Grant/amendment of international air service license 217 41009
- 556 Air Service Licensing Act (115/1990) :Application for the Grant or Amendment of Domestic Air Service Licence 218 41009

RAADSKENNISGEWINGS

- 136 South African Council for the Architectural Profession Act (44/2000) :Finding and sanction imposed by the Council: Muthahadini Sidogi 219 41009
- 137 South African Council for the Architectural Profession Act (44/2000) :Finding and sanction imposed by the Council: Christal van Beukering 220 41009
- 140 Road Accident Fund Act (56/1996), as amended :Adjustment of statutory limit in respect of claims for loss of income and loss of support 4 41013

No.		Page No.	Gazette No.	No.		Page No.	Gazette No.
138	Dental Technicians Act (19/1979) as amended :South African Dental Technicians Council: Appointment and Elections of Members of the Council.....	221	41009	138	Dental Technicians Act (19/1979) as amended :South African Dental Technicians Council: Appointment and Elections of Members of the Council.....	221	41009
139	Project and Construction Management Act (48/2000) :Professional Conduct to be adhered to by persons through the Revised Code of Conduct.....	222	41009	139	Project and Construction Management Act (48/2000) :Professional Conduct to be adhered to by persons through the Revised Code of Conduct	222	41009

IMPORTANT NOTICE:

THE GOVERNMENT PRINTING WORKS WILL NOT BE HELD RESPONSIBLE FOR ANY ERRORS THAT MIGHT OCCUR DUE TO THE SUBMISSION OF INCOMPLETE / INCORRECT / ILLEGIBLE COPY.

No FUTURE QUERIES WILL BE HANDLED IN CONNECTION WITH THE ABOVE.

Contents

<i>No.</i>		<i>Gazette No.</i>	<i>Page No.</i>
GOVERNMENT NOTICES • GOEWERMENTSKENNISGEWINGS			
Finance, Department of/ Finansies, Departement van			
825	Local Government: Municipal Property Rates Act, 2004: Naledi Local Municipality: Municipal Property Rates By-law	41037	15
Home Affairs, Department of/ Binnelandse Sake, Departement van			
826	Births and Deaths Registration Act (51/1992): Alteration of Surnames.....	41037	42
Labour, Department of/ Arbeid, Departement van			
827	Occupational Health and Safety Act, 1993: Amended notice of direction in terms of section 27(2) of the Occupational Health and Safety Act, read with regulation 3(4)(a) of the General Safety Regulations	41037	50

GENERAL NOTICES • ALGEMENE KENNISGEWINGS

Non-Governmental Organization/ Nie-Regeringsorganisasie			
576	National Gambling Act, 2004: Application for an amendment of a National Licence	41037	51
Rural Development and Land Reform, Department of/ Landelike Ontwikkeling en Grondhervorming, Departement van			
577	Restitution of Land Rights Act (22/1994): Various Properties.....	41037	52
578	Land Rights Act (22/1994): Erf 19483, Brooklyn subsequent to the dispossession Erven 19483, Brooklyn was consolidated into Erf 20845, Cape Town, that were sub-divided into Erven 20846, 20847 and 20848, Cape Town	41037	53
579	Restitution of Land Rights Act (22/1994): Remainder of Lot 74, of MB6 of the farm Cato Manor No. 812	41037	54
580	Restitution of Land Rights Act (22/1994) as amended: Rem of Erf 46741, Rondebosch	41037	55
581	Restitution of Land Rights Act (22/1994): Lot 135, New Germany Township	41037	56
582	Restitution of Land Rights Act (22/1994): Various properties.....	41037	57
583	Restitution of Land Rights Act (22/1994): Various properties.....	41037	59
584	Restitution of Land Rights Act (22/1994): Remainder of Lot F of Lot C of Sub X of Farm Bellair No. 823, Ethekwini, KwaZulu-Natal.....	41037	61
585	Restitution of Land Rights Act (22/1994): Erf 793, Richmond Park.....	41037	62
Trade and Industry, Department of/ Handel en Nywerheid, Departement van			
586	Standards Act (8/2008): South African Bureau of Standards: Standards matters	41037	63
Transport, Department of/ Vervoer, Departement van			
587	Air Service Licensing Act (115/1990): Application for the grant or amendment of domestic air service licence.....	41037	65
588	Air Service Licensing Act (115/1990): Grant/amendment of international air service license	41037	66

BOARD NOTICES • RAADSKENNISGEWINGS

141	The Accounting Standards Board: Invitation to comment on an Exposure Draft issued by the accounting standards board.....	41037	67
142	Financial Markets Act (19/2012): Amendments to the JSE Debt Listing Requirements–Green Segment	41037	68

Closing times for **ORDINARY WEEKLY** **GOVERNMENT GAZETTE** **2017**

*The closing time is **15:00** sharp on the following days:*

- **29 December**, Thursday, for the issue of Friday **06 January 2017**
- **06 January**, Friday, for the issue of Friday **13 January 2017**
- **13 January**, Friday, for the issue of Friday **20 January 2017**
- **20 January**, Friday, for the issue of Friday **27 January 2017**
- **27 January**, Friday, for the issue of Friday **03 February 2017**
- **03 February**, Friday, for the issue of Friday **10 February 2017**
- **10 February**, Friday, for the issue of Friday **17 February 2017**
- **17 February**, Friday, for the issue of Friday **24 February 2017**
- **24 February**, Friday, for the issue of Friday **03 March 2017**
- **03 March**, Friday, for the issue of Friday **10 March 2017**
- **10 March**, Friday, for the issue of Friday **17 March 2017**
- **16 March**, Thursday, for the issue of Friday **24 March 2017**
- **24 March**, Friday, for the issue of Friday **31 March 2017**
- **31 March**, Friday, for the issue of Friday **07 April 2017**
- **06 April**, Thursday, for the issue of Thursday **13 April 2017**
- **12 April**, Wednesday, for the issue of Friday **21 April 2017**
- **20 April**, Thursday, for the issue of Friday **28 April 2017**
- **26 April**, Wednesday, for the issue of Friday **05 May 2017**
- **05 May**, Friday, for the issue of Friday **12 May 2017**
- **12 May**, Friday, for the issue of Friday **19 May 2017**
- **19 May**, Friday, for the issue of Friday **26 May 2017**
- **26 May**, Friday, for the issue of Friday **02 June 2017**
- **02 June**, Friday, for the issue of Friday **09 June 2017**
- **08 June**, Thursday, for the issue of Thursday **15 June 2017**
- **15 June**, Thursday, for the issue of Friday **23 June 2017**
- **23 June**, Friday, for the issue of Friday **30 June 2017**
- **30 June**, Friday, for the issue of Friday **07 July 2017**
- **07 July**, Friday, for the issue of Friday **14 July 2017**
- **14 July**, Friday, for the issue of Friday **21 July 2017**
- **21 July**, Friday, for the issue of Friday **28 July 2017**
- **28 July**, Friday, for the issue of Friday **04 August 2017**
- **03 August**, Thursday, for the issue of Friday **11 August 2017**
- **11 August**, Friday, for the issue of Friday **18 August 2017**
- **18 August**, Friday, for the issue of Friday **25 August 2017**
- **25 August**, Friday, for the issue of Friday **01 September 2017**
- **01 September**, Friday, for the issue of Friday **08 September 2017**
- **08 September**, Friday, for the issue of Friday **15 September 2017**
- **15 September**, Friday, for the issue of Friday **22 September 2017**
- **21 September**, Thursday, for the issue of Friday **29 September 2017**
- **29 September**, Friday, for the issue of Friday **06 October 2017**
- **06 October**, Friday, for the issue of Friday **13 October 2017**
- **13 October**, Friday, for the issue of Friday **20 October 2017**
- **20 October**, Friday, for the issue of Friday **27 October 2017**
- **27 October**, Friday, for the issue of Friday **03 November 2017**
- **03 November**, Friday, for the issue of Friday **10 November 2017**
- **10 November**, Friday, for the issue of Friday **17 November 2017**
- **17 November**, Friday, for the issue of Friday **24 November 2017**
- **24 November**, Friday, for the issue of Friday **01 December 2017**
- **01 December**, Friday, for the issue of Friday **08 December 2017**
- **08 December**, Friday, for the issue of Friday **15 December 2017**
- **15 December**, Friday, for the issue of Friday **22 December 2017**
- **20 December**, Wednesday, for the issue of Friday **29 December 2017**

LIST OF TARIFF RATES FOR PUBLICATION OF NOTICES

COMMENCEMENT: 1 APRIL 2016

NATIONAL AND PROVINCIAL

Notice sizes for National, Provincial & Tender gazettes 1/4, 2/4, 3/4, 4/4 per page. Notices submitted will be charged at R1000 per full page, pro-rated based on the above categories.

Pricing for National, Provincial - Variable Priced Notices		
Notice Type	Page Space	New Price (R)
Ordinary National, Provincial	1/4 - Quarter Page	250.00
Ordinary National, Provincial	2/4 - Half Page	500.00
Ordinary National, Provincial	3/4 - Three Quarter Page	750.00
Ordinary National, Provincial	4/4 - Full Page	1000.00

EXTRA-ORDINARY

All Extra-ordinary National and Provincial gazette notices are non-standard notices and attract a variable price based on the number of pages submitted.

The pricing structure for National and Provincial notices which are submitted as **Extra ordinary submissions** will be charged at **R3000** per page.

GOVERNMENT PRINTING WORKS - BUSINESS RULES

The **Government Printing Works (GPW)** has established rules for submitting notices in line with its electronic notice processing system, which requires the use of electronic *Adobe Forms*. Please ensure that you adhere to these guidelines when completing and submitting your notice submission.

CLOSING TIMES FOR ACCEPTANCE OF NOTICES

1. The *Government Gazette* and *Government Tender Bulletin* are weekly publications that are published on Fridays and the closing time for the acceptance of notices is strictly applied according to the scheduled time for each gazette.
2. Please refer to the Submission Notice Deadline schedule in the table below. This schedule is also published online on the Government Printing works website www.gpwonline.co.za

All re-submissions will be subject to the standard cut-off times.

All notices received after the closing time will be rejected.

Government Gazette Type	Publication Frequency	Publication Date	Submission Deadline	Cancellations Deadline
National Gazette	Weekly	Friday	Friday 15h00 for next Friday	Tuesday, 15h00 - 3 days prior to publication
Regulation Gazette	Weekly	Friday	Friday 15h00, to be published the following Friday	Tuesday, 15h00 - 3 days prior to publication
Petrol Price Gazette	As required	First Wednesday of the month	One week before publication	3 days prior to publication
Road Carrier Permits	Weekly	Friday	Thursday 15h00, to be published the following Friday	3 days prior to publication
Unclaimed Monies (justice, labour or lawyers)	January / As required 2 per year	Any	15 January / As required	3 days prior to publication
Parliament (acts, white paper, green paper)	As required	Any		3 days prior to publication
Manuals	As required	Any	None	None
State of Budget (National Treasury)	Monthly	Any	7 days prior to publication	3 days prior to publication
Legal Gazettes A, B and C	Weekly	Friday	One week before publication	Tuesday, 15h00 - 3 days prior to publication
Tender Bulletin	Weekly	Friday	Friday 15h00 for next Friday	Tuesday, 15h00 - 3 days prior to publication
Gauteng	Weekly	Wednesday	Two weeks before publication	3 days after submission deadline
Eastern Cape	Weekly	Monday	One week before publication	3 days prior to publication
Northern Cape	Weekly	Monday	One week before publication	3 days prior to publication
North West	Weekly	Tuesday	One week before publication	3 days prior to publication
KwaZulu-Natal	Weekly	Thursday	One week before publication	3 days prior to publication
Limpopo	Weekly	Friday	One week before publication	3 days prior to publication
Mpumalanga	Weekly	Friday	One week before publication	3 days prior to publication
Gauteng Liquor License Gazette	Monthly	Wednesday before the First Friday of the month	Two weeks before publication	3 days after submission deadline
Northern Cape Liquor License Gazette	Monthly	First Friday of the month	Two weeks before publication	3 days after submission deadline
National Liquor License Gazette	Monthly	First Friday of the month	Two weeks before publication	3 days after submission deadline
Mpumalanga Liquor License Gazette	2 per month	Second & Fourth Friday	One week before	3 days prior to publication

GOVERNMENT PRINTING WORKS - BUSINESS RULES**EXTRAORDINARY GAZETTES**

3. *Extraordinary Gazettes* can have only one publication date. If multiple publications of an *Extraordinary Gazette* are required, a separate Z95/Z95Prov *Adobe* Forms for each publication date must be submitted.

NOTICE SUBMISSION PROCESS

4. Download the latest *Adobe* form, for the relevant notice to be placed, from the **Government Printing Works** website www.gpwonline.co.za.
5. The *Adobe* form needs to be completed electronically using *Adobe Acrobat / Acrobat Reader*. Only electronically completed *Adobe* forms will be accepted. No printed, handwritten and/or scanned *Adobe* forms will be accepted.
6. The completed electronic *Adobe* form has to be submitted via email to submit.egazette@gpw.gov.za. The form needs to be submitted in its original electronic *Adobe* format to enable the system to extract the completed information from the form for placement in the publication.
7. Every notice submitted **must** be accompanied by an official **GPW** quotation. This must be obtained from the *eGazette* Contact Centre.
8. Each notice submission should be sent as a single email. The email **must** contain **all documentation relating to a particular notice submission**.
 - 8.1. Each of the following documents must be attached to the email as a separate attachment:
 - 8.1.1. An electronically completed *Adobe* form, specific to the type of notice that is to be placed.
 - 8.1.1.1. For *National Government Gazette* or *Provincial Gazette* notices, the notices must be accompanied by an electronic Z95 or Z95Prov *Adobe* form
 - 8.1.1.2. The notice content (body copy) **MUST** be a separate attachment.
 - 8.1.2. A copy of the official **Government Printing Works** quotation you received for your notice .
(Please see *Quotation* section below for further details)
 - 8.1.3. A valid and legible Proof of Payment / Purchase Order: **Government Printing Works** account customer must include a copy of their Purchase Order. **Non-Government Printing Works** account customer needs to submit the proof of payment for the notice
 - 8.1.4. Where separate notice content is applicable (Z95, Z95 Prov and TForm 3, it should **also** be attached as a separate attachment. (Please see the *Copy Section* below, for the specifications).
 - 8.1.5. Any additional notice information if applicable.
9. The electronic *Adobe* form will be taken as the primary source for the notice information to be published. Instructions that are on the email body or covering letter that contradicts the notice form content will not be considered. The information submitted on the electronic *Adobe* form will be published as-is.
10. To avoid duplicated publication of the same notice and double billing, Please submit your notice **ONLY ONCE**.
11. Notices brought to **GPW** by "walk-in" customers on electronic media can only be submitted in *Adobe* electronic form format. All "walk-in" customers with notices that are not on electronic *Adobe* forms will be routed to the Contact Centre where they will be assisted to complete the forms in the required format.
12. Should a customer submit a bulk submission of hard copy notices delivered by a messenger on behalf of any organisation e.g. newspaper publisher, the messenger will be referred back to the sender as the submission does not adhere to the submission rules.

GOVERNMENT PRINTING WORKS - BUSINESS RULES**QUOTATIONS**

13. Quotations are valid until the next tariff change.
 - 13.1. **Take note:** GPW's annual tariff increase takes place on **1 April** therefore any quotations issued, accepted and submitted for publication up to **31 March** will keep the old tariff. For notices to be published from 1 April, a quotation must be obtained from **GPW** with the new tariffs. Where a tariff increase is implemented during the year, **GPW** endeavours to provide customers with 30 days' notice of such changes.
14. Each quotation has a unique number.
15. Form Content notices must be emailed to the eGazette Contact Centre for a quotation.
 - 15.1. The *Adobe* form supplied is uploaded by the Contact Centre Agent and the system automatically calculates the cost of your notice based on the layout/format of the content supplied.
 - 15.2. It is critical that these *Adobe* Forms are completed correctly and adhere to the guidelines as stipulated by **GPW**.
16. **APPLICABLE ONLY TO GPW ACCOUNT HOLDERS:**
 - 16.1. **GPW** Account Customers must provide a valid **GPW** account number to obtain a quotation.
 - 16.2. Accounts for **GPW** account customers **must** be active with sufficient credit to transact with **GPW** to submit notices.
 - 16.2.1. If you are unsure about or need to resolve the status of your account, please contact the **GPW** Finance Department prior to submitting your notices. (If the account status is not resolved prior to submission of your notice, the notice will be failed during the process).
17. **APPLICABLE ONLY TO CASH CUSTOMERS:**
 - 17.1. Cash customers doing **bulk payments** must use a **single email address** in order to use the **same proof of payment** for submitting multiple notices.
18. The responsibility lies with you, the customer, to ensure that the payment made for your notice(s) to be published is sufficient to cover the cost of the notice(s).
19. Each quotation will be associated with one proof of payment / purchase order / cash receipt.
 - 19.1. This means that **the quotation number can only be used once to make a payment.**

GOVERNMENT PRINTING WORKS - BUSINESS RULES**COPY (SEPARATE NOTICE CONTENT DOCUMENT)**

20. Where the copy is part of a separate attachment document for Z95, Z95Prov and TForm03

20.1. Copy of notices must be supplied in a separate document and may not constitute part of any covering letter, purchase order, proof of payment or other attached documents.

The content document should contain only one notice. (You may include the different translations of the same notice in the same document).

- 20.2. The notice should be set on an A4 page, with margins and fonts set as follows:

Page size = A4 Portrait with page margins: Top = 40mm, LH/RH = 16mm, Bottom = 40mm;
Use font size: Arial or Helvetica 10pt with 11pt line spacing;

Page size = A4 Landscape with page margins: Top = 16mm, LH/RH = 40mm, Bottom = 16mm;
Use font size: Arial or Helvetica 10pt with 11pt line spacing;

CANCELLATIONS

21. Cancellation of notice submissions are accepted by **GPW** according to the deadlines stated in the table above in point 2. Non-compliance to these deadlines will result in your request being failed. Please pay special attention to the different deadlines for each gazette. Please note that any notices cancelled after the cancellation deadline will be published and charged at full cost.
22. Requests for cancellation must be sent by the original sender of the notice and must be accompanied by the relevant notice reference number (N-) in the email body.

AMENDMENTS TO NOTICES

23. With effect from 01 October 2015, **GPW** will not longer accept amendments to notices. The cancellation process will need to be followed according to the deadline and a new notice submitted thereafter for the next available publication date.

REJECTIONS

24. All notices not meeting the submission rules will be rejected to the customer to be corrected and resubmitted. Assistance will be available through the Contact Centre should help be required when completing the forms. (012-748 6200 or email info.egazette@gpw.gov.za). Reasons for rejections include the following:
- 24.1. Incorrectly completed forms and notices submitted in the wrong format, will be rejected.
- 24.2. Any notice submissions not on the correct *Adobe* electronic form, will be rejected.
- 24.3. Any notice submissions not accompanied by the proof of payment / purchase order will be rejected and the notice will not be processed.
- 24.4. Any submissions or re-submissions that miss the submission cut-off times will be rejected to the customer. The Notice needs to be re-submitted with a new publication date.

GOVERNMENT PRINTING WORKS - BUSINESS RULES**APPROVAL OF NOTICES**

25. Any notices other than legal notices are subject to the approval of the Government Printer, who may refuse acceptance or further publication of any notice.
26. No amendments will be accepted in respect to separate notice content that was sent with a Z95 or Z95Prov notice submissions. The copy of notice in layout format (previously known as proof-out) is only provided where requested, for Advertiser to see the notice in final Gazette layout. Should they find that the information submitted was incorrect, they should request for a notice cancellation and resubmit the corrected notice, subject to standard submission deadlines. The cancellation is also subject to the stages in the publishing process, i.e. If cancellation is received when production (printing process) has commenced, then the notice cannot be cancelled.

GOVERNMENT PRINTER INDEMNIFIED AGAINST LIABILITY

27. The Government Printer will assume no liability in respect of—
 - 27.1. any delay in the publication of a notice or publication of such notice on any date other than that stipulated by the advertiser;
 - 27.2. erroneous classification of a notice, or the placement of such notice in any section or under any heading other than the section or heading stipulated by the advertiser;
 - 27.3. any editing, revision, omission, typographical errors or errors resulting from faint or indistinct copy.

LIABILITY OF ADVERTISER

28. Advertisers will be held liable for any compensation and costs arising from any action which may be instituted against the Government Printer in consequence of the publication of any notice.

CUSTOMER INQUIRIES

Many of our customers request immediate feedback/confirmation of notice placement in the gazette from our Contact Centre once they have submitted their notice – While **GPW** deems it one of their highest priorities and responsibilities to provide customers with this requested feedback and the best service at all times, we are only able to do so once we have started processing your notice submission.

GPW has a 2-working day turnaround time for processing notices received according to the business rules and deadline submissions.

Please keep this in mind when making inquiries about your notice submission at the Contact Centre.

29. Requests for information, quotations and inquiries must be sent to the Contact Centre ONLY.
30. Requests for Quotations (RFQs) should be received by the Contact Centre at least **2 working days** before the submission deadline for that specific publication.

GOVERNMENT PRINTING WORKS - BUSINESS RULES

PAYMENT OF COST

31. The Request for Quotation for placement of the notice should be sent to the Gazette Contact Centre as indicated above, prior to submission of notice for advertising.
32. Payment should then be made, or Purchase Order prepared based on the received quotation, prior to the submission of the notice for advertising as these documents i.e. proof of payment or Purchase order will be required as part of the notice submission, as indicated earlier.
33. Every proof of payment must have a valid **GPW** quotation number as a reference on the proof of payment document.
34. Where there is any doubt about the cost of publication of a notice, and in the case of copy, an enquiry, accompanied by the relevant copy, should be addressed to the Gazette Contact Centre, **Government Printing Works**, Private Bag X85, Pretoria, 0001 email: info.egazette@gpw.gov.za before publication.
35. Overpayment resulting from miscalculation on the part of the advertiser of the cost of publication of a notice will not be refunded, unless the advertiser furnishes adequate reasons why such miscalculation occurred. In the event of underpayments, the difference will be recovered from the advertiser, and future notice(s) will not be published until such time as the full cost of such publication has been duly paid in cash or electronic funds transfer into the **Government Printing Works** banking account.
36. In the event of a notice being cancelled, a refund will be made only if no cost regarding the placing of the notice has been incurred by the **Government Printing Works**.
37. The **Government Printing Works** reserves the right to levy an additional charge in cases where notices, the cost of which has been calculated in accordance with the List of Fixed Tariff Rates, are subsequently found to be excessively lengthy or to contain overmuch or complicated tabulation.

PROOF OF PUBLICATION

38. Copies of any of the *Government Gazette* or *Provincial Gazette* can be downloaded from the **Government Printing Works** website www.gpwonline.co.za free of charge, should a proof of publication be required.
39. Printed copies may be ordered from the Publications department at the ruling price. The **Government Printing Works** will assume no liability for any failure to post or for any delay in despatching of such *Government Gazette(s)*.

GOVERNMENT PRINTING WORKS CONTACT INFORMATION

Physical Address:

Government Printing Works
149 Bosman Street
Pretoria

Postal Address:

Private Bag X85
Pretoria
0001

GPW Banking Details:

Bank: ABSA Bosman Street
Account No.: 405 7114 016
Branch Code: 632-005

For Gazette and Notice submissions: Gazette Submissions:

For queries and quotations, contact: Gazette Contact Centre:

E-mail: submit.egazette@gpw.gov.za

E-mail: info.egazette@gpw.gov.za

Tel: 012-748 6200

Contact person for subscribers: Mrs M. Toka:

E-mail: subscriptions@gpw.gov.za

Tel: 012-748-6066 / 6060 / 6058

Fax: 012-323-9574

GOVERNMENT NOTICES • GOEWERMENTSKENNISGEWINGS

DEPARTMENT OF FINANCE**NO. 825****11 AUGUST 2017**

Naledi Local Municipality hereby, in terms of section 6 of the Local Government Municipal Property Rates Act, 2004, has by way of Resolution No 354/2017 adopted the Municipality's Property Rates By-Law set out hereunder :

NALEDI LOCAL MUNICIPALITY
MUNICIPAL PROPERTY RATES BY-LAW

PREAMBLE

WHEREAS section 229(1) of the Constitution requires a Municipality to impose rates on property and surcharges on fees for the services provided by or on behalf of the Municipality;

AND WHEREAS section 13 of the Municipal Systems Act read with section 162 of the Constitution require a Municipality to promulgate municipal by-laws by publishing them in the gazette of the relevant Province;

AND WHEREAS section 6 of the Local Government Municipal Property Rates Act, 2004 requires a Municipality to adopt by-laws to give effect to the implementation of its Property Rates Policy, the by-laws may differentiate between the different categories of properties and different categories of owners of properties liable for the payment of rates;

NOW THEREFORE BE IT ENACTED by the Council of Naledi Local Municipality as follows:

1. DEFINITIONS

In the by-law, any word or expression to which a meaning has been assigned in the Local Government Municipal Property Rates Act, 2004 (Act No 6 of 2004), shall bear the same meaning unless the context indicates otherwise.

"Municipality" means Naledi Local Municipality;

"Property Rates Act" means the Local Government Municipal Property Rates Act, 2004 (Act No 6 of 2004);

"Rates Policy" means the policy on the levying of rates on rateable properties of Naledi Local Municipality, contemplated in chapter 2 of the Municipal Property Rates Act.

2. OBJECTS

The object of this by-law is to give effect to the implementation of the Rates Policy as contemplated in section 6 of the Municipal Property Rates Act.

3. ADOPTION AND IMPLEMENTATION OF RATES POLICY

- 3.1 The Municipality shall adopt and implement its Rates Policy consistent with the Municipal Property Rates Act on the levying of rates on rateable property within the jurisdiction of the Municipality; and
- 3.2 The Municipality shall not be entitled to levy rates other than in terms of its Rates Policy.

4. CONTENTS OF A RATE POLICY

The Rates Policy shall, *inter alia*:

- 4.1 Apply to all rates levied by the Municipality pursuant to the adoption of its Annual Budget;
- 4.2 Comply with the requirements for:
 - 4.2.1 The adoption and contents of a Rates Policy specified in section 3 of the Act;
 - 4.2.2 The process of community participation specified in section 4 of the Act; and
 - 4.2.3 The annual review of a Rates Policy specified in section 5 of the Act.
- 4.3 Provide for principles, criteria and implementation measures that are consistent with the Municipal Property Rates Act for the levying of rates which the Council may adopt; and
- 4.4 Provide for enforcement mechanisms that are consistent with the Municipal Property Rates Act and the Local Government Municipal Systems Act, 2000 (Act No 32 of 2000).

5. ENFORCEMENT OF THE RATES POLICY

The Municipality's Rates Policy shall be enforced through the Credit Control and Debt Collection Policy and any further enforcement mechanisms stipulated in the Act and the Municipality's Rates Policy.

6. SHORT TITLE AND COMMENCEMENT

This By-Law is called the Municipal Property Rates By-Law and takes effect on 1 July 2017.

NALEDI LOCAL MUNICIPALITY APPENDIX D - TARIFFS FOR 2017/18 FINANCIAL YEAR											
Tariff No	Activity Based Costing Centre / Description of Tariff	2015/16 Tariff (VAT Incl) R	Increase %	2016/17 Tariff (VAT Incl) R	Increase %	2017/18 Tariff (VAT Incl) R	2017/18 Tariff (VAT Excl) R	Increase %	2018/19 Tariff (VAT Incl) R	Increase %	2019/20 Tariff (VAT Incl) R
1	GENERAL EXPENDITURE OF COUNCIL										
1.1	Centenary books	R 0.00	6.6%	R 0.00	6.4%	R 0.00		5.7%	R 0.00	5.6%	R 0.00
2	CEMETERIES										
2.1	Vryburg Cemetery										
2.1.1	Fees per grave: Adults	R 664.00	6.6%	R 708.00	6.4%	R 754.00	R 661.40	5.7%	R 797.00	5.6%	R 841.63
2.1.2	Fees per grave: Children	R 335.00	6.6%	R 357.00	6.4%	R 380.00	R 333.33	5.7%	R 402.00	5.6%	R 424.51
2.1.3	Cremation: Per niche	R 610.00	6.6%	R 650.00	6.4%	R 692.00	R 607.02	5.7%	R 732.00	5.6%	R 772.99
2.1.4	Permit for erecting tombstone	R 291.00	6.6%	R 310.00	6.4%	R 330.00	R 289.47	5.7%	R 349.00	5.6%	R 368.54
2.2	Colridge Cemetery										
2.2.1	Fees per grave: Adults	R 381.00	6.6%	R 406.00	6.4%	R 432.00	R 378.95	5.7%	R 457.00	5.6%	R 482.59
2.2.2	Fees per grave: Children	R 195.00	6.6%	R 208.00	6.4%	R 222.00	R 194.74	5.7%	R 235.00	5.6%	R 248.16
2.2.3	Permit for erecting tombstone	R 291.00	6.6%	R 310.00	6.4%	R 330.00	R 289.47	5.7%	R 349.00	5.6%	R 368.54
2.3	Huhudi Cemetery										
2.3.1	Fees per grave: Adults	R 381.00	6.6%	R 406.00	6.4%	R 432.00	R 378.95	5.7%	R 457.00	5.6%	R 482.59
2.3.2	Fees per grave: Children	R 195.00	6.6%	R 208.00	6.4%	R 222.00	R 194.74	5.7%	R 235.00	5.6%	R 248.16
2.3.3	Permit for erecting tombstone	R 291.00	6.6%	R 310.00	6.4%	R 330.00	R 289.47	5.7%	R 349.00	5.6%	R 368.54
2.4	Stella Cemetery No 1										
2.4.1	Fees per grave: Adults	R 610.00	6.6%	R 650.00	6.4%	R 692.00	R 607.02	5.7%	R 732.00	5.6%	R 772.99
2.4.2	Fees per grave: Children	R 305.00	6.6%	R 325.00	6.4%	R 346.00	R 303.51	5.7%	R 366.00	5.6%	R 386.50
2.4.3	Permit for erecting tombstone	R 291.00	6.6%	R 310.00	6.4%	R 330.00	R 289.47	5.7%	R 349.00	5.6%	R 368.54
2.5	Stella Cemetery No 2										
2.5.1	Fees per grave: Adults	R 381.00	6.6%	R 406.00	6.4%	R 432.00	R 378.95	5.7%	R 457.00	5.6%	R 482.59
2.5.2	Fees per grave: Children	R 195.00	6.6%	R 208.00	6.4%	R 222.00	R 194.74	5.7%	R 235.00	5.6%	R 248.16
2.5.3	Permit for erecting tombstone	R 291.00	6.6%	R 310.00	6.4%	R 330.00	R 289.47	5.7%	R 349.00	5.6%	R 368.54
3.1	PROPERTY TAXES										
3.1.1	Residential %	0.00635	6.6%	0.00677	6.4%	0.00720		5.7%	0.00761	5.6%	R 0.01
3.1.2	Businesses %	0.01269	6.6%	0.01353	6.4%	0.01440		5.7%	0.01522	5.6%	R 0.02
3.1.3	Industrial %	0.01269	6.6%	0.01353	6.4%	0.01440		5.7%	0.01522	5.6%	R 0.02
3.1.4	Agricultural %	0.00158	6.6%	0.00169	6.4%	0.00180		5.7%	0.00190	5.6%	R 0.00
3.1.5	Agucultural : Businesses %	0.00318	6.6%	0.00339	6.4%	0.00360		5.7%	0.00381	5.6%	R 0.00
3.1.6	Government %	0.01905	59.9%	0.03046	0.0%	0.03046		0.0%	0.03046	0.0%	R 0.03
3.2	Ration in relation to Residential rates										
3.2.1	Residential	1.00		1.00		1.00			1.00	5.6%	R 1.06
3.2.2	Businesses	2.00		2.00		2.00			2.00	5.6%	R 2.11
3.2.3	Industrial	2.00		2.00		2.00			2.00	5.6%	R 2.11
3.2.4	Agricultural	0.25		0.25		0.25			0.25	5.6%	R 0.26
3.2.5	Agucultural : Businesses	0.50		0.50		0.50			0.50	5.6%	R 0.53
3.2.6	Government	3.00		4.50		4.23			4.00	5.6%	R 4.22
3.3	Tariff / Cent per Rand Value of Property										
3.3.1	Residential	0.64	6.6%	0.68	6.4%	0.72		5.7%	0.76	5.6%	R 0.80
3.3.2	Businesses	1.27	6.6%	1.35	6.4%	1.44		5.7%	1.52	5.6%	R 1.61
3.3.3	Industrial	1.27	6.6%	1.35	6.4%	1.44		5.7%	1.52	5.6%	R 1.61
3.3.4	Agricultural	0.16	6.6%	0.17	6.4%	0.18		5.7%	0.19	5.6%	R 0.20
3.3.5	Agucultural : Businesses	0.32	6.6%	0.34	6.4%	0.36		5.7%	0.38	5.6%	R 0.40
3.3.6	Government	1.90	59.9%	3.05	6.4%	3.05		5.7%	3.05	5.6%	R 3.22
4	LIBRARY										
4.1	Penalty for the late return of books, sound recordings and paintings										
4.1.1	Per week or part thereof	R 4.00	6.6%	R 4.00	6.4%	R 4.30	R 3.77	5.7%	R 4.60	5.6%	R 4.86
4.2	Penalty for the late return of films										
4.2.1	Per day	R 4.00	6.6%	R 4.00	6.4%	R 4.30	R 3.77	5.7%	R 4.60	5.6%	R 4.86
4.2.2	Up to a maximum of	R 83.00	6.6%	R 88.00	6.4%	R 93.70	R 82.19	5.7%	R 99.10	5.6%	R 104.65
4.3	Lost borrower bags										
4.3.1	Per bag	R 7.00	6.6%	R 7.00	6.4%	R 7.50	R 6.58	5.7%	R 8.00	5.6%	R 8.45
4.4	Photo copies										
4.4.1	Per copy	R 1.00	6.6%	R 1.00	6.4%	R 1.10	R 0.96	5.7%	R 1.20	5.6%	R 1.27
4.5	Membership fees										
4.5.1	Per annum for members outside the jurisdictional area of Naledi Local Municipality	R 69.00	6.6%	R 74.00	6.4%	R 78.80	R 69.12	5.7%	R 83.30	5.6%	R 87.96
4.5.2	Deposit per book or replacement value, which ever the smallest, to be paid by borrowers which stay for less than 3 months in town	R 69.00	6.6%	R 74.00	6.4%	R 78.80	R 69.12	5.7%	R 83.30	5.6%	R 87.96
4.6	Hall rental: Ballet purposes										
4.6.1	Per month on Mondays and Wednesdays from 14:00 to 17:00	R 180.00	6.6%	R 192.00	6.4%	R 204.30	R 179.21	5.7%	R 216.00	5.6%	R 228.10
4.7	Hall rental: Meetings and other										
4.7.1	For the first hour or part thereof	R 111.00	6.6%	R 118.00	6.4%	R 125.60	R 110.18	5.7%	R 132.80	5.6%	R 140.24
4.7.2	Per additional hour or part thereof	R 69.00	6.6%	R 74.00	6.4%	R 78.80	R 69.12	5.7%	R 83.30	5.6%	R 87.96
4.7.3	For training and other purposes per occasion (not income generated)	R 48.00	6.6%	R 51.00	6.4%	R 54.30	R 47.63	5.7%	R 57.40	5.6%	R 60.61
5	FIRE BRIGADE										
5.1	Mediums										
5.1.1	Foam substance per liter	Actual cost		Actual cost		Actual cost			Actual cost		Actual cost
5.1.2	Light water per liter	Actual cost		Actual cost		Actual cost			Actual cost		Actual cost
5.1.3	Dry chemicals per kg	Actual cost		Actual cost		Actual cost			Actual cost		Actual cost
5.2	Fire extinguisher										
5.2.1	Carbon dioxide extinguisher	Actual cost		Actual cost		Actual cost			Actual cost		Actual cost
5.2.2	Water CO ²	Actual cost		Actual cost		Actual cost			Actual cost		Actual cost
5.2.3	Dry chemicals extinguisher	Actual cost		Actual cost		Actual cost			Actual cost		Actual cost
5.3	Fire brigade services inside municipal area										
5.3.1	Call out fees: Fire brigade vehicle	R 270.00	6.6%	R 288.00	6.4%	R 307.00	R 269.30	5.7%	R 325.00	5.6%	R 343.20
5.3.2	Call out fees: Staff member per hour or part thereof	R 243.00	6.6%	R 259.00	6.4%	R 276.00	R 242.11	5.7%	R 292.00	5.6%	R 308.35
5.3.3	Fees: Main pump per hour or part thereof	R 243.00	6.6%	R 259.00	6.4%	R 276.00	R 242.11	5.7%	R 292.00	5.6%	R 308.35
5.3.4	Fees: Assisting pump	R 141.00	6.6%	R 150.00	6.4%	R 160.00	R 140.35	5.7%	R 170.00	5.6%	R 179.52
5.3.5	Fees: Rescue vehicle	R 136.00	6.6%	R 145.00	6.4%	R 155.00	R 135.96	5.7%	R 164.00	5.6%	R 173.18
5.3.6	Call out fees: Portable pump	R 195.00	6.6%	R 208.00	6.4%	R 222.00	R 194.74	5.7%	R 235.00	5.6%	R 248.16

NALEDI LOCAL MUNICIPALITY APPENDIX D - TARIFFS FOR 2017/18 FINANCIAL YEAR											
Tariff No	Activity Based Costing Centre / Description of Tariff	2015/16 Tariff (VAT Incl) R	Increase %	2016/17 Tariff (VAT Incl) R	Increase %	2017/18 Tariff (VAT Incl) R	2017/18 Tariff (VAT Excl) R	Increase %	2018/19 Tariff (VAT Incl) R	Increase %	2019/20 Tariff (VAT Incl) R
5.3.7	Call out fees: Staff member to man portable pump per hour or part thereof	R 195.00	6.6%	R 208.00	6.4%	R 222.00	R 194.74	5.7%	R 235.00	5.6%	R 248.16
5.3.8	Fees if no services rendered: Normal call out fees plus allowances to firemen (50% of fixed tariffs)	To be calculated		To be calculated		To be calculated			To be calculated		To be calculated
5.4 Fire brigade services outside municipal area											
5.4.1	Call out fees: Fire brigade vehicle	R 299.00	6.6%	R 319.00	6.4%	R 340.00	R 298.25	5.7%	R 360.00	5.6%	R 380.16
5.4.2	Call out fees: Staff member per hour or part thereof	R 257.00	6.6%	R 274.00	6.4%	R 292.00	R 256.14	5.7%	R 309.00	5.6%	R 326.30
5.4.3	Call out fees: Distance per km	R 10.00	6.6%	R 11.00	6.4%	R 11.80	R 10.35	5.7%	R 12.50	5.6%	R 13.20
5.4.4	Fees: Main pump per hour or part thereof	R 299.00	6.6%	R 319.00	6.4%	R 340.00	R 298.25	5.7%	R 360.00	5.6%	R 380.16
5.4.5	Fees: Assisting pump	R 270.00	6.6%	R 288.00	6.4%	R 307.00	R 269.30	5.7%	R 325.00	5.6%	R 343.20
5.4.6	Fees: Rescue vehicle	R 209.00	6.6%	R 223.00	6.4%	R 238.00	R 208.77	5.7%	R 252.00	5.6%	R 266.11
5.4.7	Call out fees: Portable pump	R 243.00	6.6%	R 259.00	6.4%	R 276.00	R 242.11	5.7%	R 292.00	5.6%	R 308.35
5.4.8	Call out fees: Staff member to man portable pump per hour or part thereof	R 209.00	6.6%	R 223.00	6.4%	R 238.00	R 208.77	5.7%	R 252.00	5.6%	R 266.11
5.4.9	Fees if no services rendered: Normal call out fees plus allowances to firemen (50% of fixed tariffs)	To be calculated		To be calculated		To be calculated			To be calculated		To be calculated
5.5 Training											
5.5.1	Fire combating: 20 hours course per candidate	R 180.00	6.6%	R 192.00	6.4%	R 205.00	R 179.82	5.7%	R 217.00	5.6%	R 229.15
5.5.2	Fire combating: 40 hours course per candidate	R 270.00	6.6%	R 288.00	6.4%	R 307.00	R 269.30	5.7%	R 325.00	5.6%	R 343.20
5.5.3	First aid: 20 hours course per candidate (If student completes his/her course successfully and becomes an active Civil Protection Unit member, the course fee will be repaid to him/her)	R 180.00	6.6%	R 192.00	6.4%	R 205.00	R 179.82	5.7%	R 217.00	5.6%	R 229.15
5.5.4	Civil protection: Industry first aid classes which includes registration fees at SA First Aid League	R 451.00	6.6%	R 481.00	6.4%	R 512.00	R 449.12	5.7%	R 542.00	5.6%	R 572.35
6 CIVIL BUILDINGS											
6.1 Banquet hall											
6.1.1	Elections (per day or part thereof)	R 948.00	6.6%	R 1 011.00	6.4%	R 1 076.00	R 943.86	5.7%	R 1 138.00	5.6%	R 1 201.73
6.1.2	Meetings (first hour or part thereof)	R 741.00	6.6%	R 790.00	6.4%	R 841.00	R 737.72	5.7%	R 889.00	5.6%	R 938.78
6.1.3	Meetings (per additional hour or part thereof)	R 209.00	6.6%	R 223.00	6.4%	R 238.00	R 208.77	5.7%	R 252.00	5.6%	R 266.11
6.1.4	Other (per day or part thereof)	R 1 073.00	6.6%	R 1 144.00	6.4%	R 1 218.00	R 1 068.42	5.7%	R 1 288.00	5.6%	R 1 360.13
6.1.5	Kitchen (per day or part thereof)	R 713.00	6.6%	R 760.00	6.4%	R 809.00	R 709.65	5.7%	R 856.00	5.6%	R 903.94
6.1.6	Pub (per day or part thereof)	R 236.00	6.6%	R 252.00	6.4%	R 269.00	R 235.96	5.7%	R 285.00	5.6%	R 300.96
6.1.7	Piano (per day or part thereof)	R 209.00	6.6%	R 223.00	6.4%	R 238.00	R 208.77	5.7%	R 252.00	5.6%	R 266.11
6.1.8	Loudspeaker system (per day or part thereof)	R 167.00	6.6%	R 178.00	6.4%	R 190.00	R 166.67	5.7%	R 201.00	5.6%	R 212.26
6.1.9	Refundable deposit: Political meetings	R 1 729.00	6.6%	R 1 843.00	6.4%	R 1 961.00	R 1 720.18	5.7%	R 2 073.00	5.6%	R 2 189.09
6.1.10	Refundable deposit: Other occasions/meetings	R 1 200.00	0.0%	R 1 200.00	0.0%	R 1 200.00	R 1 052.63	0.0%	R 1 200.00	5.6%	R 1 267.20
6.1.11	Refundable deposit: Keys	R 305.00	6.6%	R 325.00	6.4%	R 346.00	R 303.51	5.7%	R 366.00	5.6%	R 386.50
6.2 Theatre											
6.2.1	Other (per day or part thereof)	R 1 329.00	6.6%	R 1 417.00	6.4%	R 1 508.00	R 1 322.81	5.7%	R 1 594.00	5.6%	R 1 683.26
6.2.2	Piano (per day or part thereof)	R 270.00	6.6%	R 288.00	6.4%	R 307.00	R 269.30	5.7%	R 325.00	5.6%	R 343.20
6.2.3	Loudspeaker system (per day or part thereof)	R 167.00	6.6%	R 178.00	6.4%	R 190.00	R 166.67	5.7%	R 201.00	5.6%	R 212.26
6.2.4	Lay-out plan	R 22.00	6.6%	R 23.00	6.4%	R 24.50	R 21.49	5.7%	R 25.90	5.6%	R 27.35
6.2.5	Refundable deposit: Other occasions/meetings	R 1 189.00	6.6%	R 1 267.00	6.4%	R 1 349.00	R 1 183.33	5.7%	R 1 426.00	5.6%	R 1 505.86
6.2.6	Refundable deposit: Keys	R 305.00	6.6%	R 325.00	6.4%	R 346.00	R 303.51	5.7%	R 366.00	5.6%	R 386.50
6.3 Kismet Park hall											
6.3.1	Elections (per day or part thereof)	R 948.00	6.6%	R 1 011.00	6.4%	R 1 076.00	R 943.86	5.7%	R 1 138.00	5.6%	R 1 201.73
6.3.2	Meetings (first hour or part thereof)	R 270.00	6.6%	R 288.00	6.4%	R 307.00	R 269.30	5.7%	R 325.00	5.6%	R 343.20
6.3.3	Meetings (per additional hour or part thereof)	R 111.00	6.6%	R 118.00	6.4%	R 125.60	R 110.18	5.7%	R 132.80	5.6%	R 140.24
6.3.4	Other (per day or part thereof)	R 879.00	6.6%	R 937.00	6.4%	R 997.00	R 874.56	5.7%	R 1 054.00	5.6%	R 1 113.02
6.3.5	Kitchen (per day or part thereof)	R 209.00	6.6%	R 223.00	6.4%	R 238.00	R 208.77	5.7%	R 252.00	5.6%	R 266.11
6.3.6	Loudspeaker system (per day or part thereof)	R 167.00	6.6%	R 178.00	6.4%	R 190.00	R 166.67	5.7%	R 201.00	5.6%	R 212.26
6.3.7	Refundable deposit: Political meetings	R 1 798.00	6.6%	R 1 917.00	6.4%	R 2 040.00	R 1 789.47	5.7%	R 2 157.00	5.6%	R 2 277.79
6.3.8	Refundable deposit: Other occasions/meetings	R 485.00	6.6%	R 517.00	6.4%	R 551.00	R 483.33	5.7%	R 583.00	5.6%	R 615.65
6.3.9	Refundable deposit: Keys	R 305.00	6.6%	R 325.00	6.4%	R 346.00	R 303.51	5.7%	R 366.00	5.6%	R 386.50
6.4 Colridge hall											
6.4.1	Elections (per day or part thereof)	R 948.00	6.6%	R 1 011.00	6.4%	R 1 076.00	R 943.86	5.7%	R 1 138.00	5.6%	R 1 201.73
6.4.2	Meetings (first hour or part thereof)	R 270.00	6.6%	R 288.00	6.4%	R 307.00	R 269.30	5.7%	R 325.00	5.6%	R 343.20
6.4.3	Meetings (per additional hour or part thereof)	R 111.00	6.6%	R 118.00	6.4%	R 125.60	R 110.18	5.7%	R 132.80	5.6%	R 140.24
6.4.4	Other (per day or part thereof)	R 879.00	6.6%	R 937.00	6.4%	R 997.00	R 874.56	5.7%	R 1 054.00	5.6%	R 1 113.02
6.4.5	Kitchen (per day or part thereof)	R 347.00	6.6%	R 370.00	6.4%	R 394.00	R 345.61	5.7%	R 417.00	5.6%	R 440.35
6.4.6	Pub (per day or part thereof)	R 236.00	6.6%	R 252.00	6.4%	R 269.00	R 235.96	5.7%	R 285.00	5.6%	R 300.96
6.4.7	Loudspeaker system (per day or part thereof)	R 167.00	6.6%	R 178.00	6.4%	R 190.00	R 166.67	5.7%	R 201.00	5.6%	R 212.26
6.4.8	Refundable deposit: Political meetings	R 1 798.00	6.6%	R 1 917.00	6.4%	R 2 040.00	R 1 789.47	5.7%	R 2 157.00	5.6%	R 2 277.79
6.4.9	Refundable deposit: Other occasions/meetings	R 485.00	6.6%	R 517.00	6.4%	R 551.00	R 483.33	5.7%	R 583.00	5.6%	R 615.65
6.4.10	Refundable deposit: Keys	R 305.00	6.6%	R 325.00	6.4%	R 346.00	R 303.51	5.7%	R 366.00	5.6%	R 386.50
6.5 Stella											
6.5.1	Beesfees hall (per day or part thereof)	R 402.00	6.6%	R 429.00	6.4%	R 457.00	R 400.88	5.7%	R 484.00	5.6%	R 511.10
6.5.2	Big hall (per day or part thereof)	R 789.00	6.6%	R 841.00	6.4%	R 895.00	R 785.09	5.7%	R 947.00	5.6%	R 1 000.03
6.5.3	Chairs (per chair)	R 4.00	6.6%	R 4.00	6.4%	R 4.30	R 3.77	5.7%	R 4.60	5.6%	R 4.86
6.5.4	Pub (per day or part thereof)	R 167.00	6.6%	R 178.00	6.4%	R 190.00	R 166.67	5.7%	R 201.00	5.6%	R 212.26
6.5.5	Kitchen (per day or part thereof)	R 209.00	6.6%	R 223.00	6.4%	R 238.00	R 208.77	5.7%	R 252.00	5.6%	R 266.11
6.5.6	Walk-in-Refrigerator (per day or part thereof)	R 118.00	6.6%	R 126.00	6.4%	R 135.00	R 118.42	5.7%	R 143.00	5.6%	R 151.01
6.5.7	Refundable deposit: Political meetings	R 1 798.00	6.6%	R 1 917.00	6.4%	R 2 040.00	R 1 789.47	5.7%	R 2 157.00	5.6%	R 2 277.79
6.5.8	Refundable deposit: Other occasions/meetings	R 485.00	6.6%	R 517.00	6.4%	R 551.00	R 483.33	5.7%	R 583.00	5.6%	R 615.65
6.5.9	Refundable deposit: Keys	R 305.00	6.6%	R 325.00	6.4%	R 346.00	R 303.51	5.7%	R 366.00	5.6%	R 386.50
6.5.10	Refundable deposit: Per chair	R 3.00	6.6%	R 3.00	6.4%	R 3.20	R 2.81	5.7%	R 3.40	5.6%	R 3.59
6.6 Hire of crockery per day or part thereof											
6.6.1	Dish plate, soup plate, fish plate, desert bowl, small plate, cup, saucer, small cup, small saucer, knife, fork, fish knife, fish fork, soup spoon, table bread knife, desert spoon, tea spoon, coffee spoon, dishing spoon, glass, cake fork (per item)	R 2.00	6.6%	R 2.00	6.4%	R 2.20	R 1.93	5.7%	R 2.40	5.6%	R 2.53

NALEDI LOCAL MUNICIPALITY APPENDIX D - TARIFFS FOR 2017/18 FINANCIAL YEAR											
Tariff No	Activity Based Costing Centre / Description of Tariff	2015/16 Tariff (VAT Incl) R	Increase %	2016/17 Tariff (VAT Incl) R	Increase %	2017/18 Tariff (VAT Incl) R	2017/18 Tariff (VAT Excl) R	Increase %	2018/19 Tariff (VAT Incl) R	Increase %	2019/20 Tariff (VAT Incl) R
6.6.2	Ash tray, water jug, tea pot with lid, coffee pot and lid, milk pot, butter pot, sauce pot and stand, small sauce pot and stand, set of salt and pepper pots, tray, sugar pot (per item)	R 2.00	6.6%	R 2.00	6.4%	R 2.20	R 1.93	5.7%	R 2.40	5.6%	R 2.53
6.6.3	Meat bucket, big oval platter, small oval platter (per item)	R 5.00	6.6%	R 5.00	6.4%	R 5.40	R 4.74	5.7%	R 5.80	5.6%	R 6.12
6.6.4	Dishing bucket (per item)	R 8.00	6.6%	R 9.00	6.4%	R 9.60	R 8.42	5.7%	R 10.20	5.6%	R 10.77
6.6.5	Baine-Mari	R 15.00	6.6%	R 16.00	6.4%	R 17.10	R 15.00	5.7%	R 18.10	5.6%	R 19.11
6.6.6	Blue table cloth, brown table cloth (per item)	R 15.00	6.6%	R 16.00	6.4%	R 17.10	R 15.00	5.7%	R 18.10	5.6%	R 19.11
6.6.7	White table cloth, beige table cloth (per item)	R 18.00	6.6%	R 19.00	6.4%	R 20.30	R 17.81	5.7%	R 21.50	5.6%	R 22.70
6.6.8	Handling charges: 15% surcharge	To be calculated		To be calculated		To be calculated			To be calculated		To be calculated
6.6.9	Refundable deposit: Crockery (Banquet hall)	R 1 189.00	6.6%	R 1 267.00	6.4%	R 1 349.00	R 1 183.33	5.7%	R 1 426.00	5.6%	R 1 505.86
6.6.10	Refundable deposit: Crockery (Stella)	R 762.00	6.6%	R 812.00	6.4%	R 864.00	R 757.89	5.7%	R 914.00	5.6%	R 965.18
6.7	Rentals: Civic centre										
6.7.1	Room 67 (Committee room)(per day or part thereof)	R 167.00	6.6%	R 178.00	6.4%	R 190.00	R 166.67	5.7%	R 201.00	5.6%	R 212.26
6.7.2	Room 68 (per day or part thereof)	R 167.00	6.6%	R 178.00	6.4%	R 190.00	R 166.67	5.7%	R 201.00	5.6%	R 212.26
6.8	Commercial buildings: Huhudi										
6.8.1	General dealer on site 2045 per month	R 195.00	6.6%	R 208.00	6.4%	R 222.00	R 194.74	5.7%	R 235.00	5.6%	R 248.16
6.8.2	Other as per contract	As per contract		As per contract		As per contract			As per contract		As per contract
6.9	Council chambers: Huhudi										
6.9.1	Private firms and individuals (per day or part thereof)	R 243.00	6.6%	R 259.00	6.4%	R 276.00	R 242.11	5.7%	R 292.00	5.6%	R 308.35
6.9.2	Refundable deposit	R 236.00	6.6%	R 252.00	6.4%	R 269.00	R 235.96	5.7%	R 285.00	5.6%	R 300.96
6.10	Community hall: Huhudi										
6.10.1	Monday to Thursday (when admission is charged)	R 167.00	6.6%	R 178.00	6.4%	R 190.00	R 166.67	5.7%	R 201.00	5.6%	R 212.26
6.10.2	Friday to Sunday (when admission is charged)	R 243.00	6.6%	R 259.00	6.4%	R 276.00	R 242.11	5.7%	R 292.00	5.6%	R 308.35
6.10.3	Monday to Thursday (when no admission is charged)	R 154.00	6.6%	R 164.00	6.4%	R 175.00	R 153.51	5.7%	R 185.00	5.6%	R 195.36
6.10.4	Refundable deposit: All events	R 374.00	6.6%	R 399.00	6.4%	R 425.00	R 372.81	5.7%	R 450.00	5.6%	R 475.20
6.11	Community hall: Kismet Park										
6.11.1	All inclusive tariff per month for the Indian Moslem Club for the use of the down stairs space in the hall	R 154.00	6.6%	R 164.00	6.4%	R 175.00	R 153.51	5.7%	R 185.00	5.6%	R 195.36
6.11.2	Indian Badminton Club (per day or part thereof excluding Saturdays and Sundays between 10:00 to 23:00)	R 28.00	6.6%	R 30.00	6.4%	R 32.00	R 28.07	5.7%	R 33.90	5.6%	R 35.80
6.11.3	Indian Badminton Club (minimum charge per month)	R 451.00	6.6%	R 481.00	6.4%	R 512.00	R 449.12	5.7%	R 542.00	5.6%	R 572.35
7	DOG CONTROL REGULATIONS										
7.1	Dog tax payable										
7.1.1	Male dog	R 28.00	6.6%	R 30.00	6.4%	R 32.00	R 28.07	5.7%	R 33.90	5.6%	R 35.80
7.1.2	Female dog	R 69.00	6.6%	R 74.00	6.4%	R 78.80	R 69.12	5.7%	R 83.30	5.6%	R 87.96
7.2	Impounded dogs are kept at local SPCA kennels on the following laid down conditions										
7.2.1	The Head of Health Services may appoint people to impound dogs. The person appointed will be paid per dog caught and impounded the amount of	R 14.00	6.6%	R 15.00	6.4%	R 16.00	R 14.04	5.7%	R 17.00	5.6%	R 17.95
7.2.2	Lodging fees per dog per day or part thereof	R 28.00	6.6%	R 30.00	6.4%	R 32.00	R 28.07	5.7%	R 33.90	5.6%	R 35.80
7.2.3	Administration and labour fees per dog per day or part thereof	R 14.00	6.6%	R 15.00	6.4%	R 16.00	R 14.04	5.7%	R 17.00	5.6%	R 17.95
7.2.4	The owner of an impounded dog will be responsible for the payment of the fees in 7.1.1, 7.1.2, 7.2.1, 7.2.2 and 7.2.3 at the Revenue Offices, Civic Centre, before a dog may be released at the local SPCA kennels										
7.2.5	Dogs may only be released upon submitting of an official receipt of Council										
7.2.6	The necessary registers must be kept up to date and collected money will be paid over to the local SPCA once every month										
7.2.7	A dog not collected within 10 days (Saturday, Sunday and public holidays excluded) after impounded will be put to sleep by the Veterinary Surgeon at Council's expense										
8	COMMONAGE										
8.1	Selling of soil per cubic meter	R 83.00	6.6%	R 88.00	6.4%	R 93.70	R 82.19	5.7%	R 99.10	5.6%	R 104.65
8.2	Hire of land/ area by horse riding club (per month)	R 28.00	6.6%	R 30.00	6.4%	R 32.00	R 28.07	5.7%	R 33.90	5.6%	R 35.80
9	ENVIRONMENTAL HEALTH										
9.1	Business license where food is prepared	R 167.00	6.6%	R 178.00	6.4%	R 190.00	R 166.67	5.7%	R 201.00	5.6%	R 212.26
9.2	Hawkers license	R 90.00	6.6%	R 96.00	6.4%	R 102.20	R 89.65	5.7%	R 108.10	5.6%	R 114.15
9.3	Acceptability certificate	R 180.00	6.6%	R 192.00	6.4%	R 205.00	R 179.82	5.7%	R 217.00	5.6%	R 229.15
9.4	Re-inspection fee	R 90.00	6.6%	R 96.00	6.4%	R 102.20	R 89.65	5.7%	R 108.10	5.6%	R 114.15
9.5	Registration of all businesses	R 167.00	6.6%	R 178.00	6.4%	R 190.00	R 166.67	5.7%	R 201.00	5.6%	R 212.26
10	PUBLIC WORKS										
10.1	Motor entrances										
10.1.1	Double (7,6m)	R 1 189.00	6.6%	R 1 267.00	6.4%	R 1 349.00	R 1 183.33	5.7%	R 1 426.00	5.6%	R 1 505.86
10.1.2	Single (4,5m)	R 1 039.00	6.6%	R 1 108.00	6.4%	R 1 179.00	R 1 034.21	5.7%	R 1 247.00	5.6%	R 1 316.83
10.1.3	Expanding smaller than 4,5m (per meter)	R 243.00	6.6%	R 259.00	6.4%	R 276.00	R 242.11	5.7%	R 292.00	5.6%	R 308.35
10.2	Private work										
10.2.1	Labour, material and vehicle hire	Actual cost		Actual cost		Actual cost			Actual cost		Actual cost
10.2.2	50% surcharge on vehicle hire	To be calculated		To be calculated		To be calculated			To be calculated		To be calculated
10.2.3	10% administration cost surcharge to a upper limit of	R 389.00	6.6%	R 415.00	6.4%	R 442.00	R 387.72	5.7%	R 468.00	5.6%	R 494.21
11	PARKS										
11.1	Hiring fees: Public parks	R 471.00	6.6%	R 502.00	6.4%	R 535.00	R 469.30	5.7%	R 566.00	5.6%	R 597.70
11.2	Cleaning of sites/tents for gatherings	R 402.00	6.6%	R 429.00	6.4%	R 457.00	R 400.88	5.7%	R 484.00	5.6%	R 511.10
12	PARKING AREAS										

NALEDI LOCAL MUNICIPALITY APPENDIX D - TARIFFS FOR 2017/18 FINANCIAL YEAR											
Tariff No	Activity Based Costing Centre / Description of Tariff	2015/16 Tariff (VAT Incl) R	Increase %	2016/17 Tariff (VAT Incl) R	Increase %	2017/18 Tariff (VAT Incl) R	2017/18 Tariff (VAT Excl) R	Increase %	2018/19 Tariff (VAT Incl) R	Increase %	2019/20 Tariff (VAT Incl) R
12.1	Tax	R 0.00	6.6%	R 0.00	6.4%	R 0.00		5.7%	R 0.00	5.6%	R 0.00
12.2	Hawkers at P2 per marked stand per month (Selling fruit & vegetables)	R 77.00	6.6%	R 82.00	6.4%	R 87.30	R 76.58	5.7%	R 92.30	5.6%	R 97.47
12.3	Hawkers at P2 per marked stand per month (Selling clothes, shoes, etc)	R 299.00	6.6%	R 319.00	6.4%	R 340.00	R 298.25	5.7%	R 360.00	5.6%	R 380.16
12.4	Hawkers at P2 per marked stand per month (Food caravans)	R 195.00	6.6%	R 208.00	6.4%	R 222.00	R 194.74	5.7%	R 235.00	5.6%	R 248.16
13	REFUSE REMOVAL SERVICES										
13.1	Refuse removal fees per month (one removal per week unless otherwise indicated)										
13.1.1	Household	R 175.90	6.6%	R 187.50	6.4%	R 200.00	R 175.44	5.7%	R 212.00	5.6%	R 223.87
13.1.2	Churches/Halls	R 175.90	6.6%	R 187.50	6.4%	R 200.00	R 175.44	5.7%	R 212.00	5.6%	R 223.87
13.1.3	Halls	R 175.90	6.6%	R 187.50	6.4%	R 200.00	R 175.44	5.7%	R 212.00	5.6%	R 223.87
13.1.4	Sporting clubs	R 175.90	6.6%	R 187.50	6.4%	R 200.00	R 175.44	5.7%	R 212.00	5.6%	R 223.87
13.1.5	Theatres	R 175.90	6.6%	R 187.50	6.4%	R 200.00	R 175.44	5.7%	R 212.00	5.6%	R 223.87
13.1.6	Squatters with community toilets and water (all inclusive tariff)	R 187.00	6.6%	R 199.30	6.4%	R 213.00	R 186.84	5.7%	R 226.00	5.6%	R 238.66
13.1.7	Guest houses / Lodges (per room to a maximum of 10 rooms)	R 66.40	6.6%	R 70.80	6.4%	R 75.40	R 66.14	5.7%	R 79.70	5.6%	R 84.16
13.1.8	Hotels (3 times per week)	R 1 328.90	6.6%	R 1 416.60	6.4%	R 1 508.00	R 1 322.81	5.7%	R 1 594.00	5.6%	R 1 683.26
13.1.9	Old age homes and care centres	R 715.70	6.6%	R 762.90	6.4%	R 812.00	R 712.28	5.7%	R 859.00	5.6%	R 907.10
13.1.10	Cafés, green grocers and restaurants (3 times per week)	R 952.70	6.6%	R 1 015.60	6.4%	R 1 081.00	R 948.25	5.7%	R 1 143.00	5.6%	R 1 207.01
13.1.11	Hostels	R 1 328.90	6.6%	R 1 416.60	6.4%	R 1 508.00	R 1 322.81	5.7%	R 1 594.00	5.6%	R 1 683.26
13.1.12	Hospitals	R 1 328.90	6.6%	R 1 416.60	6.4%	R 1 508.00	R 1 322.81	5.7%	R 1 594.00	5.6%	R 1 683.26
13.1.13	Schools	R 491.90	6.6%	R 524.40	6.4%	R 558.00	R 489.47	5.7%	R 590.00	5.6%	R 623.04
13.1.14	Shops, hardware stores and other businesses	R 554.30	6.6%	R 590.90	6.4%	R 629.00	R 551.75	5.7%	R 665.00	5.6%	R 702.24
13.1.15	Chain stores and super markets (3 times per week)	R 1 141.90	6.6%	R 1 217.30	6.4%	R 1 296.00	R 1 136.84	5.7%	R 1 370.00	5.6%	R 1 446.72
13.1.16	Banks, libraries, large offices and department offices	R 595.50	6.6%	R 634.80	6.4%	R 676.00	R 592.98	5.7%	R 715.00	5.6%	R 755.04
13.1.17	Garages, work shops and spare part centres	R 741.30	6.6%	R 790.20	6.4%	R 841.00	R 737.72	5.7%	R 889.00	5.6%	R 938.78
13.1.18	Factories	R 347.20	6.6%	R 370.10	6.4%	R 394.00	R 345.61	5.7%	R 417.00	5.6%	R 440.35
13.1.19	Taxi rank (3 times per week)	R 1 875.40	6.6%	R 1 999.20	6.4%	R 2 128.00	R 1 866.67	5.7%	R 2 250.00	5.6%	R 2 376.00
13.1.20	Offices	R 360.60	6.6%	R 384.40	6.4%	R 410.00	R 359.65	5.7%	R 434.00	5.6%	R 458.30
13.1.21	Franchise restaurants (3 times per week)	R 1 279.90	6.6%	R 1 364.40	6.4%	R 1 452.00	R 1 273.68	5.7%	R 1 535.00	5.6%	R 1 620.96
13.1.22	Tuck shops and taverns	R 285.00	6.6%	R 303.80	6.4%	R 324.00	R 284.21	5.7%	R 343.00	5.6%	R 362.21
13.1.23	Exhaust centres	R 748.00	6.6%	R 797.40	6.4%	R 849.00	R 744.74	5.7%	R 898.00	5.6%	R 948.29
13.1.24	Businesses on residential sites will be determined per type of business	To be determined		To be determined		To be determined			To be determined		To be determined
13.1.25	Shoprite, Spar and Pick & Pay (7 times per week)	R 4 163.60	6.6%	R 4 438.40	6.4%	R 4 723.00	R 4 142.98	5.7%	R 4 993.00	5.6%	R 5 272.61
13.1.26	Special removal from businesses per load	R 450.70	6.6%	R 480.40	6.4%	R 512.00	R 449.12	5.7%	R 542.00	5.6%	R 572.35
13.1.27	Stella businesses	R 208.10	6.6%	R 221.80	6.4%	R 236.00	R 207.02	5.7%	R 250.00	5.6%	R 264.00
13.1.28	Centres will be based on number and type of businesses in centre	To be determined		To be determined		To be determined			To be determined		To be determined
13.1.29	Business standing empty	R 229.30	6.6%	R 244.40	6.4%	R 261.00	R 228.95	5.7%	R 276.00	5.6%	R 291.46
13.1.30	Mass containers (1 m³)(Capital Cost R 1,100)	R 388.40	6.6%	R 414.00	6.4%	R 441.00	R 386.84	5.7%	R 467.00	5.6%	R 493.15
13.1.31	Mass containers (8 m³)(Capital Cost R 12,000)	R 762.40	6.6%	R 812.70	6.4%	R 865.00	R 758.77	5.7%	R 915.00	5.6%	R 966.24
13.1.32	Mass containers (18 m³)(Capital Cost R 32,000)	R 1 148.60	6.6%	R 1 224.40	6.4%	R 1 303.00	R 1 142.98	5.7%	R 1 378.00	5.6%	R 1 455.17
13.1.33	Refuse removal per 240 liter refuse bin (2 removals per week)	R 242.60	6.6%	R 258.60	6.4%	R 276.00	R 242.11	5.7%	R 292.00	5.6%	R 308.35
13.1.34	Refuse removal per 240 liter refuse bin (3 removals per week)	R 319.40	6.6%	R 340.50	6.4%	R 363.00	R 318.42	5.7%	R 384.00	5.6%	R 405.50
13.1.35	Refuse removal per 240 liter refuse bin (7 removals per week)	R 402.90	6.6%	R 429.50	6.4%	R 457.00	R 400.88	5.7%	R 484.00	5.6%	R 511.10
13.1.36	Refundable deposit: All new business applications - relocations included	R 519.80	6.6%	R 554.10	6.4%	R 590.00	R 517.54	5.7%	R 624.00	5.6%	R 658.94
13.1.37	Penalty for the removal of municipal refuse bins (240 liter refuse bins) from any premises	R 899.30	6.6%	R 958.70	6.4%	R 1 021.00	R 895.61	5.7%	R 1 080.00	5.6%	R 1 140.48
13.2	Garden refuse										
13.2.1	Garden refuse per load or part thereof	R 242.60	6.6%	R 258.60	6.4%	R 276.00	R 242.11	5.7%	R 292.00	5.6%	R 308.35
13.2.2	Removal with front end loader (tractor and trailer included) per load or part thereof	R 373.90	6.6%	R 398.60	6.4%	R 425.00	R 372.81	5.7%	R 450.00	5.6%	R 475.20
13.3	Other										
13.3.1	Condemnation of food stuffs (Per 1,000 liter or part thereof)	R 361.00	6.6%	R 385.00	6.4%	R 410.00	R 359.65	5.7%	R 434.00	5.6%	R 458.30
13.3.2	Removal with front end loader (tractor and trailer included) per load or part thereof	R 374.00	6.6%	R 399.00	6.4%	R 425.00	R 372.81	5.7%	R 450.00	5.6%	R 475.20
14	SANITATION SERVICES										
14.1	New Connections										
14.1.1	New connection	R 1 960.00	6.6%	R 2 089.40	6.4%	R 2 224.00	R 1 950.88	5.7%	R 2 351.00	5.6%	R 2 482.66
14.1.2	New connection (Colridge housing scheme)	R 423.00	6.6%	R 450.90	6.4%	R 480.00	R 421.05	5.7%	R 508.00	5.6%	R 536.45
14.2	Availability fees										
14.2.1	Monthly fee: Empty erven/houses/buildings not connected to network	R 13.50	6.6%	R 14.40	6.4%	R 15.40	R 13.51	5.7%	R 16.30	5.6%	R 17.21
14.2.2	Yearly fee: Empty erven/houses/buildings not connected to network	R 163.60	6.6%	R 174.40	6.4%	R 186.00	R 163.16	5.7%	R 197.00	5.6%	R 208.03
14.3	Sewerage fees per month										
14.3.7	Households for the first 4 flush units	R 185.90	6.6%	R 198.20	6.4%	R 211.00	R 185.09	5.7%	R 224.00	5.6%	R 236.54
14.3.8	Households for every flush unit above 4 to maximum of an additional 5 flush units	R 154.70	6.6%	R 164.90	6.4%	R 176.00	R 154.39	5.7%	R 187.00	5.6%	R 197.47
14.3.9	Sport clubs for the first 4 flush units	R 185.90	6.6%	R 198.20	6.4%	R 211.00	R 185.09	5.7%	R 224.00	5.6%	R 236.54
14.3.10	Sport clubs for every flush unit above the first 4 flush units	R 154.70	6.6%	R 164.90	6.4%	R 176.00	R 154.39	5.7%	R 187.00	5.6%	R 197.47
14.3.11	Church halls	R 429.60	6.6%	R 458.00	6.4%	R 488.00	R 428.07	5.7%	R 516.00	5.6%	R 544.90
14.3.12	Other premises: Per flush unit or 600mm urinal to a maximum of 50 flush units	R 185.90	6.6%	R 198.20	6.4%	R 211.00	R 185.09	5.7%	R 224.00	5.6%	R 236.54
14.4	Industrial Effluent										
14.4.1	Abattoir as per fixed formula	Fixed formula		Fixed formula		Fixed formula			Fixed formula		Fixed formula
14.5	Sewerage blockages										
14.5.1	For the first hour or part thereof	R 260.40	6.6%	R 277.60	6.4%	R 296.00	R 259.65	5.7%	R 313.00	5.6%	R 330.53

NALEDI LOCAL MUNICIPALITY APPENDIX D - TARIFFS FOR 2017/18 FINANCIAL YEAR											
Tariff No	Activity Based Costing Centre / Description of Tariff	2015/16 Tariff (VAT Incl) R	Increase %	2016/17 Tariff (VAT Incl) R	Increase %	2017/18 Tariff (VAT Incl) R	2017/18 Tariff (VAT Excl) R	Increase %	2018/19 Tariff (VAT Incl) R	Increase %	2019/20 Tariff (VAT Incl) R
14.5.2	For every hour thereafter and part thereof	R 154.70	6.6%	R 164.90	6.4%	R 176.00	R 154.39	5.7%	R 187.00	5.6%	R 197.47
15	CESSPOOL SERVICES										
15.1	Removal of sewerage water from suction tank (per kiloliter)	R 34.20	6.6%	R 36.50	6.4%	R 38.90	R 34.12	5.7%	R 41.20	5.6%	R 43.51
15.2	Removal of sewerage water from suction tank 2 km area from base (per kilometer traveled)	R 19.40	6.6%	R 20.70	6.4%	R 22.10	R 19.39	5.7%	R 23.40	5.6%	R 24.71
15.3	Colridge low cost housing scheme (if connection is available to sewerage network) per month	R 260.40	6.6%	R 277.60	6.4%	R 296.00	R 259.65	5.7%	R 313.00	5.6%	R 330.53
15.4	Colridge low cost housing scheme (if connection is not available to sewerage network) per month	R 91.80	6.6%	R 97.90	6.4%	R 104.20	R 91.40	5.7%	R 110.20	5.6%	R 116.37
15.5	Night soil per month	R 104.30	6.6%	R 111.20	6.4%	R 118.40	R 103.86	5.7%	R 125.20	5.6%	R 132.21
15.6	Private persons and/or businesses: Additional levy per removal for call out on Saturday, Sunday and public holidays	R 193.70	6.6%	R 206.50	6.4%	R 220.00	R 192.98	5.7%	R 233.00	5.6%	R 246.05
15.7	Swartfontein per load	R 197.00	6.6%	R 210.00	6.4%	R 224.00	R 196.49	5.7%	R 237.00	5.6%	R 250.27
15.8	Armoedsvlakte per load	R 251.50	6.6%	R 268.10	6.4%	R 286.00	R 250.88	5.7%	R 303.00	5.6%	R 319.97
15.9	Stella per load: Tractor & trailer	R 122.40	6.6%	R 130.50	6.4%	R 139.00	R 121.93	5.7%	R 147.00	5.6%	R 155.23
15.10	Stella per load: Cesspool truck	R 153.60	6.6%	R 163.70	6.4%	R 175.00	R 153.51	5.7%	R 185.00	5.6%	R 195.36
16	BUILDING PLAN FEES										
16.1	Building plan fee per R 10,000 valuation of improvements										
16.2	Building plan fee per 10 m ² or part thereof for new buildings or any improvements / alterations	R 74.75		R 74.75	6.4%	R 80.00	R 70.18	5.7%	R 85.00	5.6%	R 89.76
16.3	Minimum building plan fee with regard to 16.2	R 218.02		R 218.02	6.4%	R 232.00	R 203.51	5.7%	R 246.00	5.6%	R 259.78
16.4	Plan fee: First two toilets (Houses)										
16.5	Plan fee: Additional toilets per toilet (Houses)										
16.6	Plan fee: First two toilets (Businesses)										
16.7	Plan fee: Additional toilets per toilet (Businesses)										
16.8	Fixed plan fee for minor buildings like swimming pool (not under shed); shed pool; channel bridge; pond (zink or bricks); braai; tennis court; sewerage plan; air conditioners (for exceeding); chalet; doll house; pergola (linked to house); under and overhead doll houses; bird-, chicken and pigeon cages (4m ²); neon signs; name signs; under ground fuel tanks; dog kennels; fence; separation wall; and wind mills	R 118.35		R 118.35	6.4%	R 126.00	R 110.53	5.7%	R 134.00	5.6%	R 141.50
16.9	Maximum building plan fee to be charged (16.1 to 16.8) provided that a structural engineer's report will be submitted before an occupation certificate will be released.	R 7 163.53		R 7 163.53	6.4%	R 7 622.00	R 6 685.96	5.7%	R 8 057.00	5.6%	R 8 508.19
16.10	Refundable deposit: Demolishing/dismantling above 10m ² or as a whole	R 2 055.62		R 2 055.62	6.4%	R 2 188.00	R 1 919.30	5.7%	R 2 313.00	5.6%	R 2 442.53
16.11	Refundable deposit: Building refuse removal dwelling houses, swimming pools	R 1 744.16		R 1 744.16	6.4%	R 1 856.00	R 1 628.07	5.7%	R 1 962.00	5.6%	R 2 071.87
16.12	Refundable deposit: Businesses	R 3 986.66		R 3 986.66	6.4%	R 4 242.00	R 3 721.05	5.7%	R 4 484.00	5.6%	R 4 735.10
16.13	Refundable deposit: Minor building works	R 436.04		R 436.04	6.4%	R 464.00	R 407.02	5.7%	R 491.00	5.6%	R 518.50
16.14	Refundable deposit: All other applications	R 747.50		R 747.50	6.4%	R 796.00	R 698.25	5.7%	R 842.00	5.6%	R 889.15
16.15	Copy of plans	R 68.52		R 68.52	6.4%	R 73.00	R 64.04	5.7%	R 78.00	5.6%	R 82.37
16.16	Administrative fee to be imposed on all owners/residents who erected buildings/ structures without the consent of Council. On approval of the building plan the building plan fee will be five (5) times the applicable fee as approved in 16.2 to 16.8 above	x 5		x 5		x 5			x 5		x 5
16.7	Examination and approval of building plans and related matters										
	Schedule - Part A										
16.7.1	For new building: per 10m ²	R 84.00	6.6%	R 90.00	6.4%	R 95.80	R 84.04	5.7%	R 101.30	5.6%	R 106.97
	10m ² or part subject to minimum levy	R 247.00	6.6%	R 263.00	6.4%	R 280.00	R 245.61	5.7%	R 296.00	5.6%	R 312.58
16.7.2	for additions per 10m ²	R 84.00	6.6%	R 90.00	6.4%	R 95.80	R 84.04	5.7%	R 101.30	5.6%	R 106.97
	10m ² or part subject to minimum levy	R 247.00	6.6%	R 263.00	6.4%	R 280.00	R 245.61	5.7%	R 296.00	5.6%	R 312.58
16.7.3	for alterations per 10m ²	R 84.00	6.6%	R 90.00	6.4%	R 95.80	R 84.04	5.7%	R 101.30	5.6%	R 106.97
	10m ² or part subject to minimum levy	R 246.00	6.6%	R 262.00	6.4%	R 279.00	R 244.74	5.7%	R 295.00	5.6%	R 311.52
16.7.4	for amendment plans per 10m ² or part thereof	R 84.00	6.6%	R 90.00	6.4%	R 95.80	R 84.04	5.7%	R 101.30	5.6%	R 106.97
	applicable to that part of the building where amendments are made/take place, subject to a minimum levy per applications	R 246.00	6.6%	R 262.00	6.4%	R 279.00	R 244.74	5.7%	R 295.00	5.6%	R 311.52
16.7.5	For new proposal/re-design per 10m ²	R 84.00	6.6%	R 90.00	6.4%	R 95.80	R 84.04	5.7%	R 101.30	5.6%	R 106.97
	10m ² or part subject to minimum levy	R 246.00	6.6%	R 262.00	6.4%	R 279.00	R 244.74	5.7%	R 295.00	5.6%	R 311.52
16.7.6	For the renewal of plans where the approval lapsed	R 84.00	6.6%	R 90.00	6.4%	R 95.80	R 84.04	5.7%	R 101.30	5.6%	R 106.97
	10m ² or part subject to minimum levy	R 246.00	6.6%	R 262.00	6.4%	R 279.00	R 244.74	5.7%	R 295.00	5.6%	R 311.52
16.7.7	For the examination of preliminary building sketch plan.	R 42.00	6.6%	R 45.00	6.4%	R 47.90	R 42.02	5.7%	R 50.70	5.6%	R 53.54
	10m ² or part subject to minimum levy	R 246.00	6.6%	R 262.00	6.4%	R 279.00	R 244.74	5.7%	R 295.00	5.6%	R 311.52
16.7.8	For courtesy building plans	R 0.00	6.6%	R 0.00	6.4%	R 0.00		5.7%	R 0.00	5.6%	R 0.00
16.7.9	For the consideration of an application to commence or proceed with the erection of a building before the granting of approval or part subject to minimum levy	R 42.00	6.6%	R 45.00	6.4%	R 47.90	R 42.02	5.7%	R 50.70	5.6%	R 53.54
		R 246.00	6.6%	R 262.00	6.4%	R 279.00	R 244.74	5.7%	R 295.00	5.6%	R 311.52
16.7.10	For the consideration of an application to use a building before the certificate of occupancy has been issued.	R 42.00	6.6%	R 45.00	6.4%	R 47.90	R 42.02	5.7%	R 50.70	5.6%	R 53.54
	10m ² or part subject to minimum levy	R 246.00	6.6%	R 262.00	6.4%	R 279.00	R 244.74	5.7%	R 295.00	5.6%	R 311.52

NALEDI LOCAL MUNICIPALITY
APPENDIX D - TARIFFS FOR 2017/18 FINANCIAL YEAR

Tariff No	Activity Based Costing Centre / Description of Tariff	2015/16 Tariff (VAT Incl)	Increase %	2016/17 Tariff (VAT Incl)	Increase %	2017/18 Tariff (VAT Incl)	2017/18 Tariff (VAT Excl)	Increase %	2018/19 Tariff (VAT Incl)	Increase %	2019/20 Tariff (VAT Incl)
		R		R		R	R		R		R
16.7.11	For consideration of an application to demolish or cause or permit to demolish a building	R 42.00	6.6%	R 45.00	6.4%	R 47.90	R 42.02	5.7%	R 50.70	5.6%	R 53.54
	10m2 or part subject to minimum levy	R 246.00	6.6%	R 262.00	6.4%	R 279.00	R 244.74	5.7%	R 295.00	5.6%	R 311.52
16.7.12	For the construction of a swimming pool	R 246.00	6.6%	R 262.00	6.4%	R 279.00	R 244.74	5.7%	R 295.00	5.6%	R 311.52
16.7.13	For the authorization to carry out minor building work	R 133.00	6.6%	R 142.00	6.4%	R 152.00	R 133.33	5.7%	R 161.00	5.6%	R 170.02
16.7.14	For re-roofing application	R 246.00	6.6%	R 262.00	6.4%	R 279.00	R 244.74	5.7%	R 295.00	5.6%	R 311.52
16.7.15	For the erection of antennae: Ground Based	R 487.00	6.6%	R 519.00	6.4%	R 553.00	R 485.09	5.7%	R 585.00	5.6%	R 617.76
	Roof Top Based	R 246.00	6.6%	R 262.00	6.4%	R 279.00	R 244.74	5.7%	R 295.00	5.6%	R 311.52
16.7.16	For erection of free standing or boundary walls	R 246.00	6.6%	R 262.00	6.4%	R 279.00	R 244.74	5.7%	R 295.00	5.6%	R 311.52
16.7.17	Examination or approval of any building	R 246.00	6.6%	R 262.00	6.4%	R 279.00	R 244.74	5.7%	R 295.00	5.6%	R 311.52
16.7.18	Examination or approval of building plans	R 8 042.00	6.6%	R 8 573.00	6.4%	R 9 122.00	R 8 001.75	5.7%	R 9 642.00	5.6%	R 10 181.95
16.7.18	Refundable deposit to the demolition of buildings of more than 10m2	R 2 309.00	6.6%	R 2 461.00	6.4%	R 2 619.00	R 2 297.37	5.7%	R 2 769.00	5.6%	R 2 924.06
16.7.19	Refundable deposit for building refuse removal for dwelling houses and swimming pools	R 1 959.00	6.6%	R 2 088.00	6.4%	R 2 222.00	R 1 949.12	5.7%	R 2 349.00	5.6%	R 2 480.54
16.7.20	Refundable deposits for building refuse removal for business, industrial and commercial buildings	R 4 476.00	6.6%	R 4 771.00	6.4%	R 5 077.00	R 4 453.51	5.7%	R 5 367.00	5.6%	R 5 667.55
16.7.21	Refundable deposit for building refuse removal for minor building work	R 490.00	6.6%	R 522.00	6.4%	R 556.00	R 487.72	5.7%	R 588.00	5.6%	R 620.93
	Schedule - Part B	R 0.00		R 0.00						5.6%	
16.7.22	For the consideration to erect a verandah over municipal property	R 249.00	6.6%	R 265.00	6.4%	R 282.00	R 247.37	5.7%	R 299.00	5.6%	R 315.74
	or part subject to minimum levy per m2	R 6.00	6.6%	R 6.00	6.4%	R 6.40	R 5.61	5.7%	R 6.80	5.6%	R 7.18
16.7.23	For re-inspection, owing to defective work	R 125.00	6.6%	R 133.00	6.4%	R 142.00	R 124.56	5.7%	R 151.00	5.6%	R 159.46
16.7.24	For a copy of a notice of approval	R 14.00	6.6%	R 15.00	6.4%	R 16.00	R 14.04	5.7%	R 17.00	5.6%	R 17.95
	Schedule - Part C	R 0.00		R 0.00						5.6%	
16.7.25	Rezoning application	R 1 652.00	6.6%	R 1 761.00	6.4%	R 1 874.00	R 1 643.86	5.7%	R 1 981.00	5.6%	R 2 091.94
16.7.26	Departure application	R 835.00	6.6%	R 890.00	6.4%	R 947.00	R 830.70	5.7%	R 1 001.00	5.6%	R 1 057.06
16.7.27	Subdivision application	R 1 652.00	6.6%	R 1 761.00	6.4%	R 1 874.00	R 1 643.86	5.7%	R 1 981.00	5.6%	R 2 091.94
16.8	BUILDING CONTROL DIVISION										
16.8.1	CONTRAVENTION ITO NATIONAL BUILDING REGULATIONS AND BUILDING STANDARD ACT, 197 (ACT 103 OF 1997), AS AMENDED										
16.8.1.1	Section 4(1)-Erecting building without consent	R 125.00	6.6%	R 133.00	6.4%	R 142.00	R 124.56	5.7%	R 151.00	5.6%	R 159.46
16.8.1.2	Section 10(1)(a) red together with section 10(2)-Erecting building or doing earthworkings that is objectionable (section 4 (1))	R 125.00	6.6%	R 133.00	6.4%	R 142.00	R 124.56	5.7%	R 151.00	5.6%	R 159.46
16.8.1.3	Section 10(1)(a) red together with section 10(2)-Erecting building on site subject to flooding or filled with refuse	R 125.00	6.6%	R 133.00	6.4%	R 142.00	R 124.56	5.7%	R 151.00	5.6%	R 159.46
16.8.1.4	Section 12(1) read with section 12(6)-Failure to comply with notice issued in terms of section 12(1)(b) read together with section 10(2)	R 125.00	6.6%	R 133.00	6.4%	R 142.00	R 124.56	5.7%	R 151.00	5.6%	R 159.46
16.8.1.5	Section 12(2) read with section 12(6)-Failure to notify local authority of dangerous building (section 12(3) read with section 12(6)-Failure to comply with notice issued in terms of section 12(4)	R 125.00	6.6%	R 133.00	6.4%	R 142.00	R 124.56	5.7%	R 151.00	5.6%	R 159.46
16.8.1.6	Section 12(3) read with section 12(6)-Failure to comply with notice issued in terms of section 12(4)	R 125.00	6.6%	R 133.00	6.4%	R 142.00	R 124.56	5.7%	R 151.00	5.6%	R 159.46
16.8.1.7	Section 12(4) read with section 12(6)-Failure to comply with notice in terms of section 12(4)	R 125.00	6.6%	R 133.00	6.4%	R 142.00	R 124.56	5.7%	R 151.00	5.6%	R 159.46
16.8.1.8	Section 14(4)-Occupancy of a building without occupancy certificate	R 2 490.00	6.6%	R 2 654.00	6.4%	R 2 824.00	R 2 477.19	5.7%	R 2 985.00	5.6%	R 3 152.16
16.8.2	REGULATIONS ITO NATIONAL BUILDING REGULATIONS AND BUILDING STANDARDS ACT, 1997 (ACT OF 1997)										
16.8.2.1	Reg. A15(5) of the NBRs-Failure to maintain mechanical equipment	R 2 490.00	6.6%	R 2 654.00	6.4%	R 2 824.00	R 2 477.19	5.7%	R 2 985.00	5.6%	R 3 152.16
16.8.2.2	Reg. A18(4) of the NBRs-Practising plumbing without qualification	R 2 490.00	6.6%	R 2 654.00	6.4%	R 2 824.00	R 2 477.19	5.7%	R 2 985.00	5.6%	R 3 152.16
16.8.2.3	Reg. A18(5) of the NBRs-Unsupervised plumbing works	R 2 490.00	6.6%	R 2 654.00	6.4%	R 2 824.00	R 2 477.19	5.7%	R 2 985.00	5.6%	R 3 152.16
16.8.2.4	Reg. A22(1) of the NBRs-Failure to notify the local authority on commencement of building work	R 2 490.00	6.6%	R 2 654.00	6.4%	R 2 824.00	R 2 477.19	5.7%	R 2 985.00	5.6%	R 3 152.16
16.8.2.5	Reg. A22(2) of the NBRs-Failure to notify the local authority on commencement of building work	R 2 490.00	6.6%	R 2 654.00	6.4%	R 2 824.00	R 2 477.19	5.7%	R 2 985.00	5.6%	R 3 152.16
16.8.2.6	Reg. A22(3) of the NBRs-Proceeding building work without inspection	R 2 490.00	6.6%	R 2 654.00	6.4%	R 2 824.00	R 2 477.19	5.7%	R 2 985.00	5.6%	R 3 152.16
16.8.2.7	Reg. A25(1) of the NBRs-Using building for other purposes	R 2 490.00	6.6%	R 2 654.00	6.4%	R 2 824.00	R 2 477.19	5.7%	R 2 985.00	5.6%	R 3 152.16
16.8.2.8	Reg. A25(2) of the NBRs-Failure to comply with notice regarding illegal use	R 2 490.00	6.6%	R 2 654.00	6.4%	R 2 824.00	R 2 477.19	5.7%	R 2 985.00	5.6%	R 3 152.16
16.8.2.9	Reg. A25(5) of the NBRs-Deviation from approved plans	R 2 490.00	6.6%	R 2 654.00	6.4%	R 2 824.00	R 2 477.19	5.7%	R 2 985.00	5.6%	R 3 152.16
16.8.2.10	Reg. A25(6) of the NBRs read together with Reg. A25(11) of the NBRs -Failure to comply with notice to stop erection of building	R 2 490.00	6.6%	R 2 654.00	6.4%	R 2 824.00	R 2 477.19	5.7%	R 2 985.00	5.6%	R 3 152.16
16.8.2.11	Reg. A25 (10) of the NBRs-Non compliance with a notice served in terms of reg. A25(10)	R 0.00	6.6%	R 0.00	6.4%	R 0.00		5.7%	R 0.00	5.6%	R 0.00
16.8.2.12	Reg. D4910 read together with reg D4(2) of the NBRs- Failure to control access to a swimming pool	R 2 490.00	6.6%	R 2 654.00	6.4%	R 2 824.00	R 2 477.19	5.7%	R 2 985.00	5.6%	R 3 152.16
16.8.2.13	Reg. E4 of the NBRs-Failure to comply with demolition requirements	R 2 490.00	6.6%	R 2 654.00	6.4%	R 2 824.00	R 2 477.19	5.7%	R 2 985.00	5.6%	R 3 152.16
16.8.2.14	failure to safeguard the site	R 2 490.00	6.6%	R 2 654.00	6.4%	R 2 824.00	R 2 477.19	5.7%	R 2 985.00	5.6%	R 3 152.16
16.8.2.15	failure to confine the building operations within site boundaries	R 2 490.00	6.6%	R 2 654.00	6.4%	R 2 824.00	R 2 477.19	5.7%	R 2 985.00	5.6%	R 3 152.16
16.8.2.16	failure to control dust and noise on site	R 2 490.00	6.6%	R 2 654.00	6.4%	R 2 824.00	R 2 477.19	5.7%	R 2 985.00	5.6%	R 3 152.16
16.8.2.17	failure to comply with notice regarding testing and inspection work	R 2 490.00	6.6%	R 2 654.00	6.4%	R 2 824.00	R 2 477.19	5.7%	R 2 985.00	5.6%	R 3 152.16
16.8.2.18	failure to comply with notice regarding excessive waste	R 2 490.00	6.6%	R 2 654.00	6.4%	R 2 824.00	R 2 477.19	5.7%	R 2 985.00	5.6%	R 3 152.16
16.8.2.19	failure to remove surplus material	R 2 490.00	6.6%	R 2 654.00	6.4%	R 2 824.00	R 2 477.19	5.7%	R 2 985.00	5.6%	R 3 152.16
16.8.2.20	conditions and use of builders sheds	R 2 490.00	6.6%	R 2 654.00	6.4%	R 2 824.00	R 2 477.19	5.7%	R 2 985.00	5.6%	R 3 152.16
16.8.2.21	failure to provide adequate sanitary facilities on site	R 2 490.00	6.6%	R 2 654.00	6.4%	R 2 824.00	R 2 477.19	5.7%	R 2 985.00	5.6%	R 3 152.16
16.8.2.22	precautions for safety and stability of excavation	R 2 490.00	6.6%	R 2 654.00	6.4%	R 2 824.00	R 2 477.19	5.7%	R 2 985.00	5.6%	R 3 152.16

NALEDI LOCAL MUNICIPALITY APPENDIX D - TARIFFS FOR 2017/18 FINANCIAL YEAR											
Tariff No	Activity Based Costing Centre / Description of Tariff	2015/16 Tariff (VAT Incl) R	Increase %	2016/17 Tariff (VAT Incl) R	Increase %	2017/18 Tariff (VAT Incl) R	2017/18 Tariff (VAT Excl) R	Increase %	2018/19 Tariff (VAT Incl) R	Increase %	2019/20 Tariff (VAT Incl) R
16.8.2.23	failure to provide suitable drainage	R 2 490.00	6.6%	R 2 654.00	6.4%	R 2 824.00	R 2 477.19	5.7%	R 2 985.00	5.6%	R 3 152.16
16.8.2.24	failure to connect to sewer system	R 2 490.00	6.6%	R 2 654.00	6.4%	R 2 824.00	R 2 477.19	5.7%	R 2 985.00	5.6%	R 3 152.16
16.8.2.25	sewage discharged into the storm water drain	R 2 490.00	6.6%	R 2 654.00	6.4%	R 2 824.00	R 2 477.19	5.7%	R 2 985.00	5.6%	R 3 152.16
16.8.2.26	sewage discharged into natural watercourse	R 2 490.00	6.6%	R 2 654.00	6.4%	R 2 824.00	R 2 477.19	5.7%	R 2 985.00	5.6%	R 3 152.16
16.8.2.27	sewage discharged into the street	R 2 490.00	6.6%	R 2 654.00	6.4%	R 2 824.00	R 2 477.19	5.7%	R 2 985.00	5.6%	R 3 152.16
16.8.2.28	storm water entering drainage system	R 2 490.00	6.6%	R 2 654.00	6.4%	R 2 824.00	R 2 477.19	5.7%	R 2 985.00	5.6%	R 3 152.16
16.8.2.29	notice regarding objectionable discharge	R 2 490.00	6.6%	R 2 654.00	6.4%	R 2 824.00	R 2 477.19	5.7%	R 2 985.00	5.6%	R 3 152.16
16.8.2.30	discharging pool water onto other property	R 2 490.00	6.6%	R 2 654.00	6.4%	R 2 824.00	R 2 477.19	5.7%	R 2 985.00	5.6%	R 3 152.16
16.8.2.31	industrial effluent installation deviates from approved plans	R 2 490.00	6.6%	R 2 654.00	6.4%	R 2 824.00	R 2 477.19	5.7%	R 2 985.00	5.6%	R 3 152.16
16.8.2.32	failure to seal disconnected drainage and / or soil pipes	R 2 490.00	6.6%	R 2 654.00	6.4%	R 2 824.00	R 2 477.19	5.7%	R 2 985.00	5.6%	R 3 152.16
16.8.2.33	failure to notify authority about disconnection or interference with drain	R 2 490.00	6.6%	R 2 654.00	6.4%	R 2 824.00	R 2 477.19	5.7%	R 2 985.00	5.6%	R 3 152.16
16.8.2.34	unauthorized connection or interference with drain	R 2 490.00	6.6%	R 2 654.00	6.4%	R 2 824.00	R 2 477.19	5.7%	R 2 985.00	5.6%	R 3 152.16
16.8.2.35	using drain before inspection and approval	R 2 490.00	6.6%	R 2 654.00	6.4%	R 2 824.00	R 2 477.19	5.7%	R 2 985.00	5.6%	R 3 152.16
16.8.2.36	failure to provide adequate fire protection	R 2 490.00	6.6%	R 2 654.00	6.4%	R 2 824.00	R 2 477.19	5.7%	R 2 985.00	5.6%	R 3 152.16
16.8.2.37	fire extinguisher not SABS specifications	R 2 490.00	6.6%	R 2 654.00	6.4%	R 2 824.00	R 2 477.19	5.7%	R 2 985.00	5.6%	R 3 152.16
16.8.2.38	Fire extinguisher installation	R 2 490.00	6.6%	R 2 654.00	6.4%	R 2 824.00	R 2 477.19	5.7%	R 2 985.00	5.6%	R 3 152.16
16.8.2.39	fire extinguisher maintenance	R 2 490.00	6.6%	R 2 654.00	6.4%	R 2 824.00	R 2 477.19	5.7%	R 2 985.00	5.6%	R 3 152.16
16.8.2.40	fire extinguisher service	R 2 490.00	6.6%	R 2 654.00	6.4%	R 2 824.00	R 2 477.19	5.7%	R 2 985.00	5.6%	R 3 152.16
16.8.2.41	hindering or preventing escape from a building in case of fire	R 2 490.00	6.6%	R 2 654.00	6.4%	R 2 824.00	R 2 477.19	5.7%	R 2 985.00	5.6%	R 3 152.16
17 ENCROACHMENT FEES											
17.1	Reside signboard	R 47.00	6.6%	R 50.00	6.4%	R 53.20	R 46.67	5.7%	R 56.30	5.6%	R 59.45
17.2	Permanent structures	R 94.00	6.6%	R 100.00	6.4%	R 106.40	R 93.33	5.7%	R 112.50	5.6%	R 118.80
18 TECHNICAL SERVICES											
18.1 Private work											
18.1.1	Labour, material and vehicle hire	Actual cost		Actual cost		Actual cost			Actual cost		Actual cost
18.1.2	50% surcharge on vehicle hire	Actual cost		Actual cost		Actual cost			Actual cost		Actual cost
18.1.3	10% administration cost surcharge to a upper limit of	R 361.00	6.6%	R 385.00	6.4%	R 410.00	R 359.65	5.7%	R 434.00	5.6%	R 458.30
18.2 Permits											
18.1	Plumber	R 83.00	6.6%	R 88.00	6.4%	R 93.70	R 82.19	5.7%	R 99.10	5.6%	R 104.65
18.2	Sewerage	R 83.00	6.6%	R 88.00	6.4%	R 93.70	R 82.19	5.7%	R 99.10	5.6%	R 104.65
19 ADMINISTRATION											
19.1 Photo copies											
19.1.1	A3 Paper	R 6.00	6.6%	R 6.00	6.4%	R 6.40	R 5.61	5.7%	R 6.80	5.6%	R 7.18
19.1.2	A4 Paper	R 4.00	6.6%	R 4.00	6.4%	R 4.30	R 3.77	5.7%	R 4.60	5.6%	R 4.86
19.2 Vlakdruk machine: Reproducing copies for churches and schools when they provide their own paper											
19.2.1	First 400 copies	R 0.00	6.6%	R 0.00	6.4%	R 0.00		5.7%	R 0.00	5.6%	R 0.00
19.2.2	Above 400 copies	R 0.00	6.6%	R 0.00	6.4%	R 0.00		5.7%	R 0.00	5.6%	R 0.00
19.3 Town planning											
19.3.1	Rezoning application	R 1 633.00	6.6%	R 1 741.00	6.4%	R 1 853.00	R 1 625.44	5.7%	R 1 959.00	5.6%	R 2 068.70
19.3.2	Departure application	R 826.00	6.6%	R 881.00	6.4%	R 938.00	R 822.81	5.7%	R 992.00	5.6%	R 1 047.55
19.3.3	Subdivision application	R 1 633.00	6.6%	R 1 741.00	6.4%	R 1 853.00	R 1 625.44	5.7%	R 1 959.00	5.6%	R 2 068.70
19.3.4	Applications in terms of Act 16 of 2013 and Naledi Municipal Planning By-Law, 2015 and Land Use Scheme										
19.3.4.1 TOWNSHIP ESTABLISHMENT (Chapter 5 – Part B of the By-Law)											
19.3.4.1.1	Establishment of a township or extension of boundaries (Section 56 (1) of the By-Law)	R 4 500.00	6.6%	R 4 797.00	6.4%	R 5 105.00	R 4 478.07	5.7%	R 5 396.00	5.6%	R 5 698.18
19.3.4.1.2	Alteration or amendment of approved general plan (Section 65 of the By-Law)	R 2 250.00	6.6%	R 2 399.00	6.4%	R 2 553.00	R 2 239.47	5.7%	R 2 699.00	5.6%	R 2 850.14
19.3.4.1.3	Total or partial cancellation of approved general plan (Section 65 of the By-Law)	R 2 250.00	6.6%	R 2 399.00	6.4%	R 2 553.00	R 2 239.47	5.7%	R 2 699.00	5.6%	R 2 850.14
19.3.4.1.4	Certification under Section 59 (2) read with Section 82 of the By-Law	R 250.00	6.6%	R 267.00	6.4%	R 285.00	R 250.00	5.7%	R 302.00	5.6%	R 318.91
19.3.4.1.5	Extension of certification contemplated in Section 82 of the By-Law	R 200.00	6.6%	R 213.00	6.4%	R 227.00	R 199.12	5.7%	R 240.00	5.6%	R 253.44
19.3.4.1.6	Application for division or phasing of township (Section 57) (1) of the By-Law) per phase	R 1 125.00	6.6%	R 1 199.00	6.4%	R 1 276.00	R 1 119.30	5.7%	R 1 349.00	5.6%	R 1 424.54
19.3.4.1.7	Extension of time for lodgment of documents with Surveyor General & Registrar of Deeds (Section 58 (1) and 60 of the By-Law)	R 2 250.00	6.6%	R 2 399.00	6.4%	R 2 553.00	R 2 239.47	5.7%	R 2 699.00	5.6%	R 2 850.14
19.3.4.1.8	Amendment of approved conditions of township establishment application, excluding re-advertisement where required (Section 58 (5) of the By-Law)	R 2 250.00	6.6%	R 2 399.00	6.4%	R 2 553.00	R 2 239.47	5.7%	R 2 699.00	5.6%	R 2 850.14
19.3.4.2 REZONING (Chapter 5 – Part C of the By-Law)											
19.3.4.2.1	Amendment of town planning scheme/land use scheme by rezoning (Section 62 (1) of the By-Law)	R 1 651.00	6.6%	R 1 760.00	6.4%	R 1 873.00	R 1 642.98	5.7%	R 1 980.00	5.6%	R 2 090.88
19.3.4.2.2	Amendment of conditions of an approved rezoning application	R 826.00	6.6%	R 881.00	6.4%	R 938.00	R 822.81	5.7%	R 992.00	5.6%	R 1 047.55
19.3.4.2.3	Extension of validity period of rezoning approval (Section 62 (3) of the By-Law)	R 826.00	6.6%	R 881.00	6.4%	R 938.00	R 822.81	5.7%	R 992.00	5.6%	R 1 047.55
19.3.4.3 SUBDIVISION (Chapter 5 - Part E of the By-Law)											
19.3.4.3.1	Subdivision of erf/property into 5 or lesser portions (Section 67 of the By-Law)	R 1 651.00	6.6%	R 1 760.00	6.4%	R 1 873.00	R 1 642.98	5.7%	R 1 980.00	5.6%	R 2 090.88
19.3.4.3.2	Subdivision of erf/property into 5 or more portions (Section 67 of the By-Law) plus R 150.00 per portion	R 1 651.00	6.6%	R 1 760.00	6.4%	R 1 873.00	R 1 642.98	5.7%	R 1 980.00	5.6%	R 2 090.88
19.3.4.3.3	Amendment or cancellation of a subdivision plan or diagrams, including conditions of approval (Section 70 of the By-Law)	R 826.00	6.6%	R 881.00	6.4%	R 938.00	R 822.81	5.7%	R 992.00	5.6%	R 1 047.55

7 of 20

NALEDI LOCAL MUNICIPALITY APPENDIX D - TARIFFS FOR 2017/18 FINANCIAL YEAR											
Tariff No	Activity Based Costing Centre / Description of Tariff	2015/16 Tariff (VAT Incl) R	Increase %	2016/17 Tariff (VAT Incl) R	Increase %	2017/18 Tariff (VAT Incl) R	2017/18 Tariff (VAT Excl) R	Increase %	2018/19 Tariff (VAT Incl) R	Increase %	2019/20 Tariff (VAT Incl) R
19.3.4.3.4	Application to commence building activities prior to confirmation of relevant diagrams (Section 68 (4) of the By-Law) per building per portion	R 1 000.00	6.6%	R 1 066.00	6.4%	R 1 135.00	R 995.61	5.7%	R 1 200.00	5.6%	R 1 267.20
19.3.4.3.5	Application for exemption (Section 71 of the By-Law)	R 250.00	6.6%	R 267.00	6.4%	R 285.00	R 250.00	5.7%	R 302.00	5.6%	R 318.91
19.3.4.3.6	Application for extension of validity period (Section 69 (2) of the By-Law)	R 826.00	6.6%	R 881.00	6.4%	R 938.00	R 822.81	5.7%	R 992.00	5.6%	R 1 047.55
19.3.4.3.7	Certification under Section 82 of the By-Law per portion	R 250.00	6.6%	R 267.00	6.4%	R 285.00	R 250.00	5.7%	R 302.00	5.6%	R 318.91
19.3.4.4	CONSOLIDATION (Chapter 5 - Part F of the By-Law)										
19.3.4.4.1	Consolidation of land units	R 1 300.00	6.6%	R 1 386.00	6.4%	R 1 475.00	R 1 293.86	5.7%	R 1 560.00	5.6%	R 1 647.36
19.3.4.4.2	Amendment of conditions of an approved consolidation application or cancellation of approval	R 750.00	6.6%	R 800.00	6.4%	R 852.00	R 747.37	5.7%	R 901.00	5.6%	R 951.46
19.3.4.4.3	Application for exemption (Section 71 of the By-Law)	R 250.00	6.6%	R 267.00	6.4%	R 285.00	R 250.00	5.7%	R 302.00	5.6%	R 318.91
19.3.4.4.4	Application for extension of validity period (Section 74 (1) of the By-Law)	R 750.00	6.6%	R 800.00	6.4%	R 852.00	R 747.37	5.7%	R 901.00	5.6%	R 951.46
19.3.4.4.5	Certification under Section 82 of the By-Law per portion	R 250.00	6.6%	R 267.00	6.4%	R 285.00	R 250.00	5.7%	R 302.00	5.6%	R 318.91
19.3.4.4.6	Extension of certification contemplated in Section 82 of the By-Law	R 200.00	6.6%	R 213.00	6.4%	R 227.00	R 199.12	5.7%	R 240.00	5.6%	R 253.44
19.3.4.5	SUBDIVISION AND CONSOLIDATION (Chapter 5 - Part F of the By-Law)										
19.3.4.5.1	Simultaneous subdivision and consolidation (Section 67 and 73 of the B-Law) plus R 150.00 per subdivided portion	R 1 500.00	6.6%	R 1 599.00	6.4%	R 1 702.00	R 1 492.98	5.7%	R 1 800.00	5.6%	R 1 900.80
19.3.4.5.2	Amendment or cancellation of subdivision plan or diagrams, including conditions of approval (Section 70 of the By-Law)	R 750.00	6.6%	R 800.00	6.4%	R 852.00	R 747.37	5.7%	R 901.00	5.6%	R 951.46
19.3.4.5.3	Certification under Section 82 of the By-Law per portion	R 250.00	6.6%	R 267.00	6.4%	R 285.00	R 250.00	5.7%	R 302.00	5.6%	R 318.91
19.3.4.5.4	Extension of certification contemplated in Section 82 of the By-Law	R 200.00	6.6%	R 213.00	6.4%	R 227.00	R 199.12	5.7%	R 240.00	5.6%	R 253.44
19.3.4.6	REMOVAL, AMENDMENT OR SUSPENSION OF RESTRICTIVE OR OBSOLETE CONDITION, SERVITUDE OR RESERVATIONS AGAINST TITLE (Chapter 5 – Part D of the By-Law)										
19.3.4.6.1	Application for removal, amendment or suspension of title conditions (Section 63 (2) of the By-Law)	R 1 651.00	6.6%	R 1 760.00	6.4%	R 1 873.00	R 1 642.98	5.7%	R 1 980.00	5.6%	R 2 090.88
19.3.4.7	PERMANENT CLOSURE OF PUBLIC PLACE (Chapter 5 – Part G of the By-Law)										
19.3.4.7.1	Closure of public place on application (Section 75 (1) of the By-Law)	R 2 700.00	6.6%	R 2 878.00	6.4%	R 3 063.00	R 2 686.84	5.7%	R 3 238.00	5.6%	R 3 419.33
19.3.4.8	DETERMINATION OF ZONING (Chapter 10 of the By-Law)										
19.3.4.8.1	Confirmation of continued use of certain land or building (Section 173 (2) of the By-Law)	R 250.00	6.6%	R 267.00	6.4%	R 285.00	R 250.00	5.7%	R 302.00	5.6%	R 318.91
19.3.4.8.2	Application for determination of a zoning, where such determination does not give rise to advertisement (Section 174 (1) of the By-Law)	R 250.00	6.6%	R 267.00	6.4%	R 285.00	R 250.00	5.7%	R 302.00	5.6%	R 318.91
19.3.4.9	DEPARTURES/CONSENT USES (Chapter 5 – Part H of the By-Law, read with the Land Use/Town Planning Scheme)										
19.3.4.9.1	Application for the relaxation of access restriction (Clause 12 of the Naledi Town Planning Scheme, 2004)	R 835.30	6.6%	R 890.00	6.4%	R 947.00	R 830.70	5.7%	R 1 001.00	5.6%	R 1 057.06
19.3.4.9.2	Application for the relaxation of building lines (Clause 7 read with Clause 9 (4) of the Naledi Town Planning Scheme, 2004) plus R 50.00/m²	R 835.30	6.6%	R 890.00	6.4%	R 947.00	R 830.70	5.7%	R 1 001.00	5.6%	R 1 057.06
19.3.4.9.3	If building line is encroached into and applicant wishes to rectify transgression, plus R 50.00/m² and R 3, 000.00 penalty fee	R 835.30	6.6%	R 890.00	6.4%	R 947.00	R 830.70	5.7%	R 1 001.00	5.6%	R 1 057.06
19.3.4.9.4	Clause 7 read with Clause 15 (1) of the Naledi Town Planning Scheme, 2004	R 835.30	6.6%	R 890.00	6.4%	R 947.00	R 830.70	5.7%	R 1 001.00	5.6%	R 1 057.06
19.3.4.9.5	Clause 7 read with Clause 15 (2) of the Naledi Town Planning Scheme, 2004	R 835.30	6.6%	R 890.00	6.4%	R 947.00	R 830.70	5.7%	R 1 001.00	5.6%	R 1 057.06
19.3.4.9.6	Relaxation of parking requirements and consent to provide parking elsewhere other than on site, excluding contribution fees (Clause 9 (6) of the Naledi Town Planning Scheme, 2004)	R 1 651.00	6.6%	R 1 760.00	6.4%	R 1 873.00	R 1 642.98	5.7%	R 1 980.00	5.6%	R 2 090.88
19.3.4.9.7	Amendment of Consent Use Application	R 417.00	6.6%	R 445.00	6.4%	R 474.00	R 415.79	5.7%	R 502.00	5.6%	R 530.11
19.3.4.9.8											
	Consideration or approval of site development plan	½ applicable rate of building plans approval calculated per 10m²	6.6%	½ applicable rate of building plans approval calculated per 10m²	6.4%	½ applicable rate of building plans approval calculated per 10m²		5.7%	½ applicable rate of building plans approval calculated per 10m²	5.6%	½ applicable rate of building plans approval calculated per 10m²
19.3.4.9.9	Temporary use (Section 78 of the By-Law, read with Clause 15 (2) of the Town Planning Scheme, 2004)	R 835.30	6.6%	R 890.00	6.4%	R 947.00	R 830.70	5.7%	R 1 001.00	5.6%	R 1 057.06
19.3.4.10	TRADITIONAL USE (Chapter 5 – Part I of the By-Law, read with the Land Use Scheme)										
19.3.4.10.1	High impact amendment of communal land use within the area of traditional council (Section 77 (1) of the By-Law)	R 1 651.00	6.6%	R 1 760.00	6.4%	R 1 873.00	R 1 642.98	5.7%	R 1 980.00	5.6%	R 2 090.88
19.3.4.10.2	Less impact amendment of communal land use within the area of traditional council	R 250.00	6.6%	R 267.00	6.4%	R 285.00	R 250.00	5.7%	R 302.00	5.6%	R 318.91
19.3.4.10.3	APPEALS (Chapter 8 – Part B of the By-Law)		6.6%	R 0.00	6.4%	R 0.00	R 0.00	5.7%	R 0.00	5.6%	R 0.00
19.3.4.10.4	Notice of appeal (Section 129 of the By-Law)	R 3 000.00	6.6%	R 3 198.00	6.4%	R 3 403.00	R 2 985.09	5.7%	R 3 597.00	5.6%	R 3 798.43

8 of 20

NALEDI LOCAL MUNICIPALITY APPENDIX D - TARIFFS FOR 2017/18 FINANCIAL YEAR											
Tariff No	Activity Based Costing Centre / Description of Tariff	2015/16 Tariff (VAT Incl) R	Increase %	2016/17 Tariff (VAT Incl) R	Increase %	2017/18 Tariff (VAT Incl) R	2017/18 Tariff (VAT Excl) R	Increase %	2018/19 Tariff (VAT Incl) R	Increase %	2019/20 Tariff (VAT Incl) R
19.3.4.11	COMPLIANCE AND ENFORCEMENT (Chapter 9 of the By-Law)										
19.3.4.11.	Failure to comply with compliance notice (Section 162 of the By-Law, read with Clause 20 of the Naledi Town Planning Scheme, 2004) (Legislated by Ordinance 15 of 1985)	R 10 000.00	6.6%	R 10 660.00	6.4%	R 11 343.00	R 9 950.00	5.7%	R 11 990.00	5.6%	R 12 661.44
19.3.4.11.	Preventing the local authority's official in execution of his/her duties (Clause 19 of the Naledi Town Planning Scheme, 2004) (Legislated by Ordinance 15 of 1985)	R 10 000.00	6.6%	R 10 660.00	6.4%	R 11 343.00	R 9 950.00	5.7%	R 11 990.00	5.6%	R 12 661.44
19.3.4.12	APPLICATIONS IN TERMS OF OTHER LEGISLATIONS										
19.3.4.12.	Comments of Council required in terms of the Subdivision of Agricultural Land Act, 70 of 1970	R 1 651.00	6.6%	R 1 760.00	6.4%	R 1 873.00	R 1 642.98	5.7%	R 1 980.00	5.6%	R 2 090.88
19.3.4.12.	Comments of Council required in terms of the Advertising on Road and Ribbon Development Act, 21 of 1940	R 1 651.00	6.6%	R 1 760.00	6.4%	R 1 873.00	R 1 642.98	5.7%	R 1 980.00	5.6%	R 2 090.88
19.3.4.13	OTHER APPLICATIONS										
19.3.4.13.	Assessment of condonation for incorrect advertising	R 500.00	6.6%	R 533.00	6.4%	R 568.00	R 498.25	5.7%	R 601.00	5.6%	R 634.66
19.3.4.13.	Provision of reasons for Council's decision	R 250.00	6.6%	R 267.00	6.4%	R 285.00	R 250.00	5.7%	R 302.00	5.6%	R 318.91
19.3.4.13.	Zoning Certificate	R 79.70	6.6%	R 85.00	6.4%	R 91.00	R 79.82	5.7%	R 97.00	5.6%	R 102.43
19.3.4.13.	Zoning Map	R 100.00	6.6%	R 107.00	6.4%	R 114.00	R 100.00	5.7%	R 121.00	5.6%	R 127.78
19.3.4.13.	Copy of Land Use/Town Planning Scheme (Hard or Soft) per A4 page	R 1.50	6.6%	R 2.00	6.4%	R 3.00	R 2.63	5.7%	R 4.00	5.6%	R 4.22
19.3.4.13.	Copy of Spatial Development Framework (Document) black and white copy per A4 page	R 1.50	6.6%	R 2.00	6.4%	R 3.00	R 2.63	5.7%	R 4.00	5.6%	R 4.22
19.3.4.13.	Copy of Spatial Development Framework (Document) colour copy per A4 page	R 5.50	6.6%	R 6.00	6.4%	R 7.00	R 6.14	5.7%	R 8.00	5.6%	R 8.45
19.3.4.13.	Copy of Spatial Development Framework (CD) per copy	R 80.00	6.6%	R 85.00	6.4%	R 91.00	R 79.82	5.7%	R 97.00	5.6%	R 102.43
19.3.4.13.	Issuing of SG Diagrams and services Map per request	R 25.00	6.6%	R 27.00	6.4%	R 29.00	R 25.44	5.7%	R 31.00	5.6%	R 32.74
19.3.4.14	PLACEMENT OF TOWN PLANNING NOTICES / PUBLICATIONS										
19.3.4.14.	Advertising costs:										
19.3.4.14.	Local newspaper (Section 94 of the By-Law) plus R 250.00	Actual cost (the exact charge by the local newspaper or Gazette)		Actual cost (the exact charge by the local newspaper or Gazette)		Actual cost (the exact charge by the local newspaper or Gazette)	Actual cost (the exact charge by the local newspaper or Gazette)		Actual cost (the exact charge by the local newspaper or Gazette)		Actual cost (the exact charge by the local newspaper or Gazette)
19.3.4.14.	Provincial Gazette plus R 250.00	Actual cost (the exact charge by the local newspaper or Gazette)		Actual cost (the exact charge by the local newspaper or Gazette)		Actual cost (the exact charge by the local newspaper or Gazette)	Actual cost (the exact charge by the local newspaper or Gazette)		Actual cost (the exact charge by the local newspaper or Gazette)		Actual cost (the exact charge by the local newspaper or Gazette)
19.3.4.14.	Proclamations plus R 250.00	Actual cost (the exact charge by the local newspaper or Gazette)		Actual cost (the exact charge by the local newspaper or Gazette)		Actual cost (the exact charge by the local newspaper or Gazette)	Actual cost (the exact charge by the local newspaper or Gazette)		Actual cost (the exact charge by the local newspaper or Gazette)		Actual cost (the exact charge by the local newspaper or Gazette)
19.3.4.14.	Special Editions plus R 250.00	Actual cost (the exact charge by the local newspaper or Gazette)		Actual cost (the exact charge by the local newspaper or Gazette)		Actual cost (the exact charge by the local newspaper or Gazette)	Actual cost (the exact charge by the local newspaper or Gazette)		Actual cost (the exact charge by the local newspaper or Gazette)		Actual cost (the exact charge by the local newspaper or Gazette)
19.4	Other										
19.4.1	Refundable deposit per poster per function/occasion	R 30.00	6.6%	R 32.00	6.4%	R 34.10	R 29.91	5.7%	R 36.10	5.6%	R 38.12
19.4.2	Removal fee by Council per poster up to the maximum of actual deposit	R 48.00	6.6%	R 51.00	6.4%	R 54.30	R 47.63	5.7%	R 57.40	5.6%	R 60.61
19.4.3	Removal fee by Council for posters erected without Council's approval	R 720.00	6.6%	R 768.00	6.4%	R 818.00	R 717.54	5.7%	R 865.00	5.6%	R 913.44
19.4.4	Temporary advertisement boards per board	R 117.00	6.6%	R 125.00	6.4%	R 133.00	R 116.67	5.7%	R 140.60	5.6%	R 148.47
20	FINANCE										
20.1	Reference fee: Copy of account	R 5.00	6.6%	R 5.00	6.4%	R 5.40	R 4.74	5.7%	R 5.80	5.6%	R 6.12
20.2	Information fee: Checking of any index summary of an account which is not listed in service register	R 31.00	6.6%	R 33.00	6.4%	R 35.20	R 30.88	5.7%	R 37.30	5.6%	R 39.39
20.3	Information fee: Checking of any index summary of an account which is listed in services register	R 16.00	6.6%	R 17.00	6.4%	R 18.10	R 15.88	5.7%	R 19.20	5.6%	R 20.28
20.4	Information fee: Certificate of valuation or outstanding fees against property	R 31.00	6.6%	R 33.00	6.4%	R 35.20	R 30.88	5.7%	R 37.30	5.6%	R 39.39
20.5	Information fee: Retrieving of information which is not listed above (Tariff per hour or part thereof)	R 97.00	6.6%	R 103.00	6.4%	R 109.60	R 96.14	5.7%	R 115.90	5.6%	R 122.39
20.6	Valuation certificate	R 80.00	6.6%	R 85.00	6.4%	R 90.50	R 79.39	5.7%	R 95.70	5.6%	R 101.06
20.7	Waste paper (per bag)	R 3.00	6.6%	R 3.00	6.4%	R 3.20	R 2.81	5.7%	R 3.40	5.6%	R 3.59
20.8	Providing valuation roll and address list	R 478.00	6.6%	R 510.00	6.4%	R 543.00	R 476.32	5.7%	R 574.00	5.6%	R 606.14
20.9	Levy for failure to honour cheque	R 222.00	6.6%	R 237.00	6.4%	R 253.00	R 221.93	5.7%	R 268.00	5.6%	R 283.01
21	SWARTFONTEIN										
21.1	Camping tariffs										
21.1.1	Stand per day per caravan, modified vehicle or tent to a maximum of five (5) people	R 117.00	6.6%	R 125.00	6.4%	R 133.00	R 116.67	5.7%	R 140.60	5.6%	R 148.47

**NALEDI LOCAL MUNICIPALITY
APPENDIX D - TARIFFS FOR 2017/18 FINANCIAL YEAR**

Tariff No	Activity Based Costing Centre / Description of Tariff	2015/16 Tariff (VAT Incl) R	Increase %	2016/17 Tariff (VAT Incl) R	Increase %	2017/18 Tariff (VAT Incl) R	2017/18 Tariff (VAT Excl) R	Increase %	2018/19 Tariff (VAT Incl) R	Increase %	2019/20 Tariff (VAT Incl) R
21.1.2	Plus: Additional adult per day	R 31.00	6.6%	R 33.00	6.4%	R 35.20	R 30.88	5.7%	R 37.30	5.6%	R 39.39
21.1.3	Plus: Additional child per day	R 16.00	6.6%	R 17.00	6.4%	R 18.10	R 15.88	5.7%	R 19.20	5.6%	R 20.28
21.1.4	Monthly tariff for a maximum of five (5) people	R 2 075.00	6.6%	R 2 212.00	6.4%	R 2 354.00	R 2 064.91	5.7%	R 2 489.00	5.6%	R 2 628.38
21.1.5	Plus: Additional person per day	R 16.00	6.6%	R 17.00	6.4%	R 18.10	R 15.88	5.7%	R 19.20	5.6%	R 20.28
21.2	4 Bed chalets										
21.2.1	Per night for the first adult	R 209.00	6.6%	R 223.00	6.4%	R 238.00	R 208.77	5.7%	R 252.00	5.6%	R 266.11
21.2.2	Per night for the second adult	R 187.00	6.6%	R 199.00	6.4%	R 212.00	R 185.96	5.7%	R 225.00	5.6%	R 237.60
21.2.3	Per night for the third adult	R 167.00	6.6%	R 178.00	6.4%	R 190.00	R 166.67	5.7%	R 201.00	5.6%	R 212.26
21.2.4	Per night for the fourth adult (maximum 4 adults)	R 132.00	6.6%	R 141.00	6.4%	R 151.00	R 132.46	5.7%	R 160.00	5.6%	R 168.96
21.2.5	Tariff for 5 days or more continuously	Discount 20%		Discount 20%		Discount 20%			Discount 20%		Discount 20%
21.2.6	Families: Weekdays: Per night for husband and wife and a maximum of three (3) children	R 554.00	6.6%	R 591.00	6.4%	R 629.00	R 551.75	5.7%	R 665.00	5.6%	R 702.24
21.2.7	Families: Weekdays: Per night per additional child over the maximum of five (5) allowed	R 97.00	6.6%	R 103.00	6.4%	R 109.60	R 96.14	5.7%	R 115.90	5.6%	R 122.39
21.2.8	Families: Weekends: Per night for husband and wife and a maximum of three (3) children	Discount 25%		Discount 25%		Discount 25%			Discount 25%		Discount 25%
21.2.9	Families: Weekends: Per night per additional child over the maximum of five (5) allowed	Discount 25%		Discount 25%		Discount 25%			Discount 25%		Discount 25%
21.2.10	Reservations: Deposits are calculated on an amount equal to the tariff for one day for all persons	To be calculated		To be calculated		To be calculated			To be calculated		To be calculated
21.2.11	Refundable deposit: Breakage	R 624.00	6.6%	R 665.00	6.4%	R 708.00	R 621.05	5.7%	R 749.00	5.6%	R 790.94
21.3	2 Bed chalets										
21.3.1	Per night for the first adult	R 209.00	6.6%	R 223.00	6.4%	R 238.00	R 208.77	5.7%	R 252.00	5.6%	R 266.11
21.3.2	Per night for the second adult (maximum 2 adults)	R 180.00	6.6%	R 192.00	6.4%	R 205.00	R 179.82	5.7%	R 217.00	5.6%	R 229.15
21.3.3	Tariff for 5 days or more continuously	Discount 20%		Discount 20%		Discount 20%			Discount 20%		Discount 20%
21.3.5	Reservations: Deposits are calculated on an amount equal to the tariff for one day for all persons	To be calculated		To be calculated		To be calculated			To be calculated		To be calculated
21.3.6	Refundable deposit: Breakage	R 624.00	6.6%	R 665.00	6.4%	R 708.00	R 621.05	5.7%	R 749.00	5.6%	R 790.94
21.4	Hall rental										
21.4.1	Hiring fees: Maximum 100 people (Admission fees not included in tariff and must be paid at entrance gate)	R 720.00	6.6%	R 768.00	6.4%	R 818.00	R 717.54	5.7%	R 865.00	5.6%	R 913.44
21.4.2	Deposit	R 817.00	6.6%	R 871.00	6.4%	R 927.00	R 813.16	5.7%	R 980.00	5.6%	R 1 034.88
21.4.3	Lapa only on reservation (Admission fees not included)	R 167.00	6.6%	R 178.00	6.4%	R 190.00	R 166.67	5.7%	R 201.00	5.6%	R 212.26
21.5	Admission fees: Individuals										
21.5.1	Adults	R 19.00	6.6%	R 20.00	6.4%	R 21.30	R 18.68	5.7%	R 22.60	5.6%	R 23.87
21.5.2	Adults (Christmas and New Year)	R 32.00	6.6%	R 34.00	6.4%	R 36.20	R 31.75	5.7%	R 38.30	5.6%	R 40.44
21.5.3	Children	R 13.00	6.6%	R 14.00	6.4%	R 14.90	R 13.07	5.7%	R 15.80	5.6%	R 16.68
21.5.4	Children (Christmas and New Year)	R 17.00	6.6%	R 18.00	6.4%	R 19.20	R 16.84	5.7%	R 20.30	5.6%	R 21.44
21.6	Organised groups: Schools, churches and welfare organisations										
21.6.1	Per adult (maximum of four)	R 13.00	6.6%	R 14.00	6.4%	R 14.90	R 13.07	5.7%	R 15.80	5.6%	R 16.68
21.6.2	Per adult (above the maximum of four)	R 17.00	6.6%	R 18.00	6.4%	R 19.20	R 16.84	5.7%	R 20.30	5.6%	R 21.44
21.6.3	Per child	R 3.00	6.6%	R 3.00	6.4%	R 3.20	R 2.81	5.7%	R 3.40	5.6%	R 3.59
21.7	Swimming pool										
21.7.1	Admission fee: Adult	R 10.00	6.6%	R 11.00	6.4%	R 11.80	R 10.35	5.7%	R 12.50	5.6%	R 13.20
21.7.2	Admission fee: Child	R 5.00	6.6%	R 5.00	6.4%	R 5.40	R 4.74	5.7%	R 5.80	5.6%	R 6.12
22	SALES PEN										
22.1	Commission: As per contract	N/A		N/A		N/A			N/A		N/A
22.2	Overnight camp: Grazing: Per cattle head per day	N/A		N/A		N/A			N/A		N/A
22.3	Overnight camp: Grazing: Maximum charge per day	N/A		N/A		N/A			N/A		N/A
23	AERODROME										
23.1	Leasing of hanger sites per year (as per contract)	As per contract		As per contract		As per contract			As per contract		As per contract
24	SPORT STADIUMS: GREATER NALEDI										
24.1	Tariffs for sport union where club is affiliated										
24.1.1	Refundable deposit: Where admission is charged	R 1 039.00	6.6%	R 1 108.00	6.4%	R 1 179.00	R 1 034.21	5.7%	R 1 247.00	5.6%	R 1 316.83
24.1.2	Rugby, soccer and hockey per day (competitions)	R 139.00	6.6%	R 148.00	6.4%	R 158.00	R 138.60	5.7%	R 168.00	5.6%	R 177.41
24.1.3	Rugby, soccer and hockey per week (training from Monday to Friday)(maximum three training sessions)	R 66.00	6.6%	R 70.00	6.4%	R 74.50	R 65.35	5.7%	R 78.80	5.6%	R 83.21
24.1.4	Cricket per day (competitions)	R 47.00	6.6%	R 50.00	6.4%	R 53.20	R 46.67	5.7%	R 56.30	5.6%	R 59.45
24.1.5	Cricket per week (training from Monday to Friday)(training in nets included)	R 15.00	6.6%	R 16.00	6.4%	R 17.10	R 15.00	5.7%	R 18.10	5.6%	R 19.11
24.1.6	Tennis per day (competitions)	R 99.00	6.6%	R 106.00	6.4%	R 112.80	R 98.95	5.7%	R 119.30	5.6%	R 125.98
24.1.7	Tennis per person per practice session	R 12.00	6.6%	R 13.00	6.4%	R 13.90	R 12.19	5.7%	R 14.70	5.6%	R 15.52
24.1.8	Athletics per independent gathering	R 121.00	6.6%	R 129.00	6.4%	R 138.00	R 121.05	5.7%	R 146.00	5.6%	R 154.18
24.1.9	Schools per occasion (no admission charged/collected)	R 60.00	6.6%	R 64.00	6.4%	R 68.10	R 59.74	5.7%	R 72.00	5.6%	R 76.03
24.1.10	Kiosk at Huhudi Stadium	R 0.00	6.6%	R 0.00	6.4%	R 0.00		5.7%	R 0.00	5.6%	R 0.00
24.2	Tariffs for non affiliated clubs/organisations										
24.2.1	Refundable deposit: Where admission is charged	R 1 039.00	6.6%	R 1 108.00	6.4%	R 1 179.00	R 1 034.21	5.7%	R 1 247.00	5.6%	R 1 316.83
24.2.2	Rugby, soccer and hockey per day	R 163.00	6.6%	R 174.00	6.4%	R 186.00	R 163.16	5.7%	R 197.00	5.6%	R 208.03
24.2.3	Cricket per day (competitions)	R 163.00	6.6%	R 174.00	6.4%	R 186.00	R 163.16	5.7%	R 197.00	5.6%	R 208.03
24.2.4	Tennis per day (competitions)	R 163.00	6.6%	R 174.00	6.4%	R 186.00	R 163.16	5.7%	R 197.00	5.6%	R 208.03
24.2.5	Tennis per person per practice session	R 22.00	6.6%	R 23.00	6.4%	R 24.50	R 21.49	5.7%	R 25.90	5.6%	R 27.35
24.2.6	Tennis refundable deposit	R 154.00	6.6%	R 164.00	6.4%	R 175.00	R 153.51	5.7%	R 185.00	5.6%	R 195.36
24.2.7	Athletics per independent gathering	R 195.00	6.6%	R 208.00	6.4%	R 222.00	R 194.74	5.7%	R 235.00	5.6%	R 248.16
24.2.8	Netball per day	R 128.00	6.6%	R 136.00	6.4%	R 145.00	R 127.19	5.7%	R 154.00	5.6%	R 162.62
24.2.9	Netball refundable deposit	R 154.00	6.6%	R 164.00	6.4%	R 175.00	R 153.51	5.7%	R 185.00	5.6%	R 195.36
24.2.10	Open air concert/non sporting activity per event (repetitions included)	R 1 487.00	6.6%	R 1 585.00	6.4%	R 1 687.00	R 1 479.82	5.7%	R 1 784.00	5.6%	R 1 883.90

NALEDI LOCAL MUNICIPALITY APPENDIX D - TARIFFS FOR 2017/18 FINANCIAL YEAR											
Tariff No	Activity Based Costing Centre / Description of Tariff	2015/16 Tariff (VAT Incl) R	Increase %	2016/17 Tariff (VAT Incl) R	Increase %	2017/18 Tariff (VAT Incl) R	2017/18 Tariff (VAT Excl) R	Increase %	2018/19 Tariff (VAT Incl) R	Increase %	2019/20 Tariff (VAT Incl) R
24.2.11	Refundable deposit: Open air concert/non sporting activity	R 3 250.00	6.6%	R 3 465.00	6.4%	R 3 687.00	R 3 234.21	5.7%	R 3 898.00	5.6%	R 4 116.29
24.2.12	Kiosk at Huhudi Stadium	R 0.00	6.6%	R 0.00	6.4%	R 0.00		5.7%	R 0.00	5.6%	R 0.00
24.3	Schools, church organisations, organised games and cultural organisations where no admission fee is charged										
24.3.1	Refundable deposit per occasion (Deposit regarding practices will be transferred to the next practice if nothing was damaged during training)	R 326.00	6.6%	R 348.00	6.4%	R 371.00	R 325.44	5.7%	R 393.00	5.6%	R 415.01
24.3.2	Per occasion (With the intention that the tariff and hiring of the Stadium will only be applicable to clubs where affiliation was refused or clubs/organisations outside Colridge)	R 111.00	6.6%	R 118.00	6.4%	R 125.60	R 110.18	5.7%	R 132.80	5.6%	R 140.24
24.3.3	Schools per training occasion	R 52.00	6.6%	R 55.00	6.4%	R 58.60	R 51.40	5.7%	R 62.00	5.6%	R 65.47
24.3.4	Rental for practice by schools are bound by the following conditions: (a) That the hiring is only permitted for the tariff after a joint annual programme, which can prevent duplication by the different schools, is provided in conjunction with the Municipal Manager (b) That the teachers take full responsibility for damages that happen during practices (c) That hiring to schools will be limited to practice sessions during normal office hours (07:00 to 17:00) seeing that the Stadium is given mainly to adult clubs after hours	R 267.00	6.6%	R 285.00	6.4%	R 304.00	R 266.67	5.7%	R 322.00	5.60%	R 340.03
24.4	Gymnasium										
24.4.1	Refundable deposit	R 243.00	6.6%	R 259.00	6.4%	R 276.00	R 242.11	5.7%	R 292.00	5.6%	R 308.35
24.4.2	For other purposes than sport related per day	R 163.00	6.6%	R 174.00	6.4%	R 186.00	R 163.16	5.7%	R 197.00	5.6%	R 208.03
24.4.3	Rental for training purposes per day	R 13.00	6.6%	R 14.00	6.4%	R 14.90	R 13.07	5.7%	R 15.80	5.6%	R 16.68
24.4.4	Fridays to Sundays per day	R 72.00	6.6%	R 77.00	6.4%	R 82.00	R 71.93	5.7%	R 86.70	5.6%	R 91.56
24.4.5	Sport related per day	R 72.00	6.6%	R 77.00	6.4%	R 82.00	R 71.93	5.7%	R 86.70	5.6%	R 91.56
25	PHOMOLONG HOSTEL FAMILY UNITS										
25.1	Phomolong Hostel Family units: Refundable deposit	R 693.00	6.6%	R 739.00	6.4%	R 787.00	R 690.35	5.7%	R 832.00	5.6%	R 878.59
25.2	Per family unit (sewerage and refuse included)(water excluded)(Escalating at 8% per year)	R 540.00	6.6%	R 576.00	6.4%	R 613.00	R 537.72	5.7%	R 648.00	5.6%	R 684.29
26	LEON TALJAARD NATURE RESERVE										
26.1	Admission per motorized vehicle per day	R 49.00	6.6%	R 52.00	6.4%	R 55.40	R 48.60	5.7%	R 58.60	5.6%	R 61.88
26.2	Vryburg Horse Club (per rider per day)	R 12.00	6.6%	R 13.00	6.4%	R 13.90	R 12.19	5.7%	R 14.70	5.6%	R 15.52
26.3	Vryburg Bicycle Club (per cyclist per day)	R 12.00	6.6%	R 13.00	6.4%	R 13.90	R 12.19	5.7%	R 14.70	5.6%	R 15.52
26.4	Hiking per adult (5km, 12km or 25km route)	R 49.00	6.6%	R 52.00	6.4%	R 55.40	R 48.60	5.7%	R 58.60	5.6%	R 61.88
26.5	Hiking per child (5km, 12km or 25km route)	R 17.00	6.6%	R 18.00	6.4%	R 19.20	R 16.84	5.7%	R 20.30	5.6%	R 21.44
26.6	Maximum of 25 persons per day with regard to 26.4 and 26.5 above	N/A		N/A		N/A			N/A		N/A
26 A	MUSEUM										
26a.1	Visit per Adult	R 3.00	6.6%	R 3.00	6.4%	R 3.20	R 2.81	5.7%	R 3.40	5.6%	R 3.59
26a.2	Visit per Child	R 2.00	6.6%	R 2.00	6.4%	R 2.20	R 1.93	5.7%	R 2.40	5.6%	R 2.53
26a.3	Visits per organised groups of children under supervision (Maximum 50)	R 36.00	6.6%	R 38.00	6.4%	R 40.50	R 35.53	5.7%	R 42.90	5.6%	R 45.30
27	BUS AND TAXI TERMINUS										
27.1	Stand fee: Taxi's per group per month	R 4 633.00	6.6%	R 4 939.00	6.4%	R 5 256.00	R 4 610.53	5.7%	R 5 556.00	5.6%	R 5 867.14
27.2	Kudumane Bus Service per month for 10 busses	R 3 734.00	6.6%	R 3 980.00	6.4%	R 4 235.00	R 3 714.91	5.7%	R 4 477.00	5.6%	R 4 727.71
27.3	Kudumane Bus Service per month per additional bus over 10 busses	R 395.00	6.6%	R 421.00	6.4%	R 448.00	R 392.98	5.7%	R 474.00	5.6%	R 500.54
27.4	Hawker per stand per month	R 62.00	6.6%	R 66.00	6.4%	R 70.30	R 61.67	5.7%	R 74.40	5.6%	R 78.57
27.5	Food caravans per month	R 167.00	6.6%	R 178.00	6.4%	R 190.00	R 166.67	5.7%	R 201.00	5.6%	R 212.26
28	TRAFFIC										
28.1	Information rendered	R 72.00	6.6%	R 77.00	6.4%	R 82.00	R 71.93	5.7%	R 86.70	5.6%	R 91.56
28.2	Duplicate documents/token issued	R 285.00	6.6%	R 304.00	6.4%	R 324.00	R 284.21	5.7%	R 343.00	5.6%	R 362.21
28.3	Sports and other events on a public road: Schools and churches	R 195.00	6.6%	R 208.00	6.4%	R 222.00	R 194.74	5.7%	R 235.00	5.6%	R 248.16
28.4	Sports and other events on a public road: Other organisations	R 389.00	6.6%	R 415.00	6.4%	R 442.00	R 387.72	5.7%	R 468.00	5.6%	R 494.21
28.5	Change of ownership forms (NCO): Per 100 forms	R 62.00	6.6%	R 66.00	6.4%	R 70.30	R 61.67	5.7%	R 74.40	5.6%	R 78.57
28.6	Registration license motor vehicle (RLV): Per 200 forms	R 180.00	6.6%	R 192.00	6.4%	R 205.00	R 179.82	5.7%	R 217.00	5.6%	R 229.15
28.7	Other tariffs as laid down in National Traffic Act as revised from time to time	As determined		As determined		As determined			As determined	#VALUE!	As determined
29	SWIMMING POOLS										
29.1	Daily rent of premises	R 569.00	6.6%	R 607.00	6.4%	R 646.00	R 566.67	5.7%	R 683.00	5.6%	R 721.25
29.2	Refundable key deposit	R 279.00	6.6%	R 297.00	6.4%	R 317.00	R 278.07	5.7%	R 336.00	5.6%	R 354.82
29.3	Refundable damage deposit	R 520.00	6.6%	R 554.00	6.4%	R 590.00	R 517.54	5.7%	R 624.00	5.6%	R 658.94
29.4	Admission fee per day: Adult	R 7.00	6.6%	R 7.00	6.4%	R 7.50	R 6.58	5.7%	R 8.00	5.6%	R 8.45
29.5	Admission fee per day: Child	R 4.00	6.6%	R 4.00	6.4%	R 4.30	R 3.77	5.7%	R 4.60	5.6%	R 4.86
30	OTHER RENTALS										
30.1	Site rental per day: Circus/entertainment	R 415.00	6.6%	R 442.00	6.4%	R 471.00	R 413.16	5.7%	R 498.00	5.6%	R 525.89
30.2	Other as per contract	As per contract		As per contract		As per contract			As per contract	#VALUE!	As per contract
31	WATER										
31.1	Households										
31.1.1	Monthly basic charge fee	R 0.00	6.6%	R 0.00	6.4%	R 0.00	R 0.00	5.7%	R 0.00	5.6%	R 0.00
31.1.2	Consumption per kiloliter per monthly reading/estimate (0 kl - 6 kl)	R 6.80	6.6%	R 7.20	6.4%	R 7.67	R 6.73	5.7%	R 8.11	5.6%	R 8.56
31.1.3	Consumption per kiloliter per monthly reading/estimate (7 kl - 15 kl)	R 9.00	6.6%	R 9.60	6.4%	R 10.22	R 8.96	5.7%	R 10.81	5.6%	R 11.42
31.1.4	Consumption per kiloliter per monthly reading/estimate (16 kl - 30 kl)	R 10.20	6.6%	R 10.90	6.4%	R 11.60	R 10.18	5.7%	R 12.27	5.6%	R 12.96
31.1.5	Consumption per kiloliter per monthly reading/estimate (31 kl - 50 kl)	R 11.80	6.6%	R 12.60	6.4%	R 13.41	R 11.76	5.7%	R 14.18	5.6%	R 14.97

11 of 20

NALEDI LOCAL MUNICIPALITY APPENDIX D - TARIFFS FOR 2017/18 FINANCIAL YEAR											
Tariff No	Activity Based Costing Centre / Description of Tariff	2015/16 Tariff (VAT Incl) R	Increase %	2016/17 Tariff (VAT Incl) R	Increase %	2017/18 Tariff (VAT Incl) R	2017/18 Tariff (VAT Excl) R	Increase %	2018/19 Tariff (VAT Incl) R	Increase %	2019/20 Tariff (VAT Incl) R
31.1.6	Consumption per kiloliter per monthly reading/estimate (51 kl and more)	R 12.40	6.6%	R 13.20	6.4%	R 14.05	R 12.32	5.7%	R 14.86	5.6%	R 15.69
31.2	Businesses and other consumers										
31.2.1	Monthly availability/basic charge fee: Businesses	R 195.90	6.6%	R 208.80	6.4%	R 222.20	R 194.91	5.7%	R 234.90	5.6%	R 248.05
31.2.2	Monthly availability/basic charge fee: Sporting grounds	R 64.90	6.6%	R 69.20	6.4%	R 73.70	R 64.65	5.7%	R 78.00	5.6%	R 82.37
31.2.3	Monthly availability/basic charge fee: Agricultural Society	R 64.90	6.6%	R 69.20	6.4%	R 73.70	R 64.65	5.7%	R 78.00	5.6%	R 82.37
31.2.4	Monthly availability/basic charge fee: Bulk consumers above 500 kl	R 640.10	6.6%	R 682.30	6.4%	R 726.00	R 636.84	5.7%	R 767.40	5.6%	R 810.37
31.2.5	Consumption per kiloliter per monthly reading/estimate: Businesses, sporting grounds and Agricultural Society	R 8.60	6.6%	R 9.20	6.4%	R 9.79	R 8.59	5.7%	R 10.35	5.6%	R 10.93
31.2.6	Monthly availability/basic charge fee: Motor Club	R 33.10	6.6%	R 35.30	6.4%	R 37.60	R 32.98	5.7%	R 39.80	5.6%	R 42.03
31.2.7	Consumption per kiloliter per monthly reading/estimate: Motor Club	R 10.10	6.6%	R 10.80	6.4%	R 11.50	R 10.09	5.7%	R 12.16	5.6%	R 12.84
31.2.8	Consumption per kiloliter per monthly reading/estimate: Businesses Taung & Pudimoe (No basic charge)(Connection along Pudimoe line)	R 10.60	6.6%	R 11.30	6.4%	R 12.03	R 10.55	5.7%	R 12.72	5.6%	R 13.43
31.3	Sedibeng water provision										
31.3.1	Consumption per kiloliter per monthly reading/estimate	R 8.40	6.6%	R 9.00	6.4%	R 9.58	R 8.40	5.7%	R 10.13	5.6%	R 10.70
31.4	Bernaau Small Holdings within municipal area										
31.4.1	Consumption per kiloliter per monthly reading/estimate (0 kl - 250 kl)	R 10.50	6.6%	R 11.20	6.4%	R 11.92	R 10.46	5.7%	R 12.60	5.6%	R 13.31
31.4.2	Consumption per kiloliter per monthly reading/estimate (251 kl - 300 kl)	R 25.30	6.6%	R 27.00	6.4%	R 28.73	R 25.20	5.7%	R 30.37	5.6%	R 32.07
31.4.3	Consumption per kiloliter per monthly reading/estimate (301 kl - 350 kl)	R 34.10	6.6%	R 36.40	6.4%	R 38.73	R 33.97	5.7%	R 40.94	5.6%	R 43.23
31.4.4	Consumption per kiloliter per monthly reading/estimate (351 kl - 400 kl)	R 43.00	6.6%	R 45.80	6.4%	R 48.74	R 42.75	5.7%	R 51.52	5.6%	R 54.41
31.4.5	Consumption per kiloliter per monthly reading/estimate (401 kl and more)	R 84.50	6.6%	R 90.10	6.4%	R 95.87	R 84.10	5.7%	R 101.34	5.6%	R 107.02
31.5	New connections										
31.5.1	Fee payable in advance for a 20 mm water connection between the water reticulation network and the water meter on a property	R 2 937.10	6.6%	R 3 130.90	6.4%	R 3 332.00	R 2 922.81	5.7%	R 3 522.00	5.6%	R 3 719.23
31.5.2	A provisional fee in advance for a connection greater than 22 mm between the reticulation network and the water meter on a property. The consumer will be responsible for the difference between the actual costs plus a 15% administration fee (maximum administrative fee to be determined from time to time) and the provisional fee paid	R 5 257.70	6.6%	R 5 604.70	6.4%	R 5 964.00	R 5 231.58	5.7%	R 6 304.00	5.6%	R 6 657.02
31.5.3	Maximum administration fee referred to in 31.5.2	R 452.90	6.6%	R 482.80	6.4%	R 514.00	R 450.88	5.7%	R 544.00	5.6%	R 574.46
31.6	Service fees										
31.6.1	Fee for disconnecting the supply (meter reading included)	R 179.20	6.6%	R 191.00	6.4%	R 204.00	R 178.95	5.7%	R 216.00	5.6%	R 228.10
31.6.2	Fee for reconnecting the supply after disconnection	R 179.20	6.6%	R 191.00	6.4%	R 204.00	R 178.95	5.7%	R 216.00	5.6%	R 228.10
31.6.3	Testing of water meter	R 179.20	6.6%	R 191.00	6.4%	R 204.00	R 178.95	5.7%	R 216.00	5.6%	R 228.10
31.6.4	Administrative fee (Penalty) for tampering with meter after disconnection or washer was put in line. The water meter will be removed and the administrative fee, units used or average units used, reconnection fee and labour must be paid in full before a reconnection will be done	R 6 476.40	6.6%	R 6 903.80	6.4%	R 7 346.00	R 6 443.86	5.7%	R 7 765.00	5.6%	R 8 199.84
31.7	Availability fees										
31.7.1	Monthly availability fee for empty even or water meters and connections removed on request of consumers	R 30.30	6.6%	R 32.30	6.4%	R 34.40	R 30.18	5.7%	R 36.40	5.6%	R 38.44
32	ELECTRICITY										
32.1	Households: Conventional meters										
32.1.1	Basic charge per month: single phase connection	R 228.00	7.64%	R 245.42	1.88%	R 249.66	R 219.00	5.7%	R 264.00	5.6%	R 278.78
	Single phase block 1	R 0.90	6.60%	R 0.96	1.88%	R 0.98	R 0.86	5.7%	R 1.04	5.6%	R 1.10
	Single phase block 2	R 1.12	7.60%	R 1.21	1.88%	R 1.22	R 1.07	5.7%	R 1.29	5.6%	R 1.36
32.1.2	Single phase block 3	R 1.54	7.64%	R 1.66	1.88%	R 1.69	R 1.48	5.7%	R 1.79	5.6%	R 1.89
32.1.3	Single phase block 4	R 1.87	7.64%	R 2.01	1.88%	R 2.05	R 1.80	5.7%	R 2.17	5.6%	R 2.29
32.1.4	Basic charge per month: Three phase connection	R 451.44	7.64%	R 485.93	1.88%	R 494.76	R 434.00	5.7%	R 523.00	5.6%	R 552.29
32.1.5	Conventional three phase block 1	R 0.96	6.60%	R 1.02	1.88%	R 1.04	R 0.91	5.7%	R 1.10	5.6%	R 1.16
32.1.6	Conventional three phase block 2	R 1.11	7.60%	R 1.19	1.88%	R 1.21	R 1.06	5.7%	R 1.28	5.6%	R 1.35
32.1.7	Conventional three phase block 3	R 1.54	7.64%	R 1.66	1.88%	R 1.69	R 1.48	5.7%	R 1.79	5.6%	R 1.89
32.1.8	Conventional three phase block 4	R 1.87	7.64%	R 2.01	1.88%	R 2.05	R 1.80	5.7%	R 2.17	5.6%	R 2.29
32.1.9	Consumption per kWh per monthly reading/estimate										
32.2	Households: Prepaid meters										
32.2.1	Basic charge per month: Single phase connection	R 0.00	7.64%	R 0.00	1.88%	R 0.00	R 0.00	5.7%	R 0.00	5.6%	R 0.00
32.2.2	Prepaid Block 1	R 0.90	6.60%	R 0.96	1.88%	R 0.98	R 0.86	5.7%	R 1.04	5.6%	R 1.10
32.2.3	Prepaid Block 2	R 1.12	7.60%	R 1.21	1.88%	R 1.22	R 1.07	5.7%	R 1.29	5.6%	R 1.36
32.2.4	Prepaid Block 3	R 1.54	7.64%	R 1.66	1.88%	R 1.69	R 1.48	5.7%	R 1.79	5.6%	R 1.89
32.2.5	Prepaid Block 4	R 1.87	7.64%	R 2.01	1.88%	R 2.05	R 1.80	5.7%	R 2.17	5.6%	R 2.29
32.3	Businesses / Commercial: Prepaid meters										
32.3.1	Basic charge per month: Single phase connection	R 0.00	7.64%	R 0.00	1.88%	R 0.00	R 0.00	5.7%	R 0.00	5.6%	R 0.00
32.3.2	Basic charge per month: Three phase connection	R 0.00	7.64%	R 0.00	1.88%	R 0.00	R 0.00	5.7%	R 0.00	5.6%	R 0.00
32.3.3	Consumption per kWh	R 1.88	7.64%	R 2.02	1.88%	R 2.06	R 1.81	5.7%	R 2.18	5.6%	R 2.30
32.4	Businesses: Conventional meters										
32.4.1	Basic charge per month: Single phase connection (5 amp to 60 amp)	R 598.50	7.64%	R 644.23	1.88%	R 657.00	R 576.32	5.7%	R 695.00	5.6%	R 733.92
32.4.2	Basic charge per month: Three phase connection (5 amp to 60 amp)	R 802.56	7.64%	R 863.88	1.88%	R 881.00	R 772.81	5.7%	R 932.00	5.6%	R 984.19

NALEDI LOCAL MUNICIPALITY APPENDIX D - TARIFFS FOR 2017/18 FINANCIAL YEAR											
Tariff No	Activity Based Costing Centre / Description of Tariff	2015/16 Tariff (VAT Incl) R	Increase %	2016/17 Tariff (VAT Incl) R	Increase %	2017/18 Tariff (VAT Incl) R	2017/18 Tariff (VAT Excl) R	Increase %	2018/19 Tariff (VAT Incl) R	Increase %	2019/20 Tariff (VAT Incl) R
32.4.3	Consumption per kWh per monthly reading/estimate Single phase	R 1.62	7.64%	R 1.74	1.88%	R 1.78	R 1.56	5.7%	R 1.89	5.6%	R 2.00
32.4.3	Consumption per kWh per monthly reading/estimate Three phase	R 1.57	7.64%	R 1.69	1.88%	R 1.70	R 1.49	5.7%	R 1.80	5.6%	R 1.90
32.5	Medium bulk consumers with a circuit breaker capacity up to 150 Amp: Conventional meters										
32.5.1	Basic charge per month	R 1 951.68	7.64%	R 2 100.79	1.88%	R 2 140.00	R 1 877.19	5.7%	R 2 262.00	5.6%	R 2 388.67
32.5.2	Maximum demand charge per KVA reading per month	R 166.44	7.64%	R 179.16	1.88%	R 182.60	R 160.18	5.7%	R 193.10	5.6%	R 203.91
32.5.3	Consumption per kWh per monthly reading	R 1.16	7.64%	R 1.25	1.88%	R 1.28	R 1.12	5.7%	R 1.36	5.6%	R 1.44
32.5.4	Time of Use Tariffs										
32.5.5	Basic charge per month	R 1 817.16	7.64%	R 1 955.99	1.88%	R 1 992.77	R 1 748.04	5.7%	R 2 106.40	5.6%	R 2 224.36
32.5.6	Maximum demand charge per KVA reading per month	R 155.04	7.64%	R 166.89	1.88%	R 170.03	R 149.15	5.7%	R 179.80	5.6%	R 189.87
32.5.7	Summer period Energy Charge / Low Season										
32.5.8	Peak	R 1.19	7.64%	R 1.28	1.88%	R 1.30	R 1.14	5.7%	R 1.40	5.6%	R 1.48
32.5.9	Standard	R 0.81	7.64%	R 0.87	1.88%	R 0.89	R 0.78	5.7%	R 1.00	5.6%	R 1.06
32.5.10	Off peak	R 0.57	7.64%	R 0.61	1.88%	R 0.63	R 0.55	5.7%	R 0.70	5.6%	R 0.74
32.5.11	Winter period Energy Charge / High Season										
32.5.12	Peak	R 2.50	7.64%	R 2.69	1.88%	R 2.74	R 2.40	5.7%	R 2.90	5.6%	R 3.06
32.5.13	Standard	R 1.08	7.64%	R 1.16	1.88%	R 1.19	R 1.04	5.7%	R 1.30	5.6%	R 1.37
32.5.14	Off peak	R 0.64	7.64%	R 0.69	1.88%	R 0.70	R 0.61	5.7%	R 0.80	5.6%	R 0.84
32.6	Industrial / Bulk electricity consumers: Conventional meters										
32.6.1	Basic charge per month	R 2 397.42	7.64%	R 2 580.58	1.88%	R 2 629.00	R 2 306.14	5.7%	R 2 779.00	5.6%	R 2 934.62
32.6.2	Maximum demand charge per KVA reading per month	R 174.42	7.64%	R 187.75	1.88%	R 191.30	R 167.81	5.7%	R 202.30	5.6%	R 213.63
32.6.3	Consumption per kWh per monthly reading	R 1.16	7.64%	R 1.25	1.88%	R 1.28	R 1.12	5.7%	R 1.36	5.6%	R 1.44
32.6.5	Time of Use Tariffs										
32.6.6	Basic charge per month	R 2 232.12	7.64%	R 2 402.65	1.88%	R 2 447.90	R 2 147.28	5.7%	R 2 587.50	5.6%	R 2 732.40
32.6.7	Maximum demand charge per KVA reading per month	R 161.88	7.64%	R 174.25	1.88%	R 178.00	R 156.14	5.7%	R 188.20	5.6%	R 198.74
32.6.8	Summer period Energy Charge										
32.6.9	Peak	R 1.19	7.64%	R 1.28	1.88%	R 1.30	R 1.14	5.7%	R 1.40	5.6%	R 1.48
32.6.10	Standard	R 0.81	7.64%	R 0.87	1.88%	R 0.89	R 0.78	5.7%	R 1.00	5.6%	R 1.06
32.6.11	Off peak	R 0.58	7.64%	R 0.62	1.88%	R 0.63	R 0.55	5.7%	R 0.70	5.6%	R 0.74
32.6.12	Winter period Energy Charge										
32.6.13	Peak	R 2.50	7.64%	R 2.69	1.88%	R 2.74	R 2.40	5.7%	R 2.90	5.6%	R 3.06
32.6.14	Standard	R 1.08	7.64%	R 1.16	1.88%	R 1.19	R 1.04	5.7%	R 1.30	5.6%	R 1.37
32.6.15	Off peak	R 0.64	7.64%	R 0.69	1.88%	R 0.69	R 0.61	5.7%	R 0.80	5.6%	R 0.84
32.7	Peri-Urban industrial bulk consumers: Conventional meters										
32.7.1	Basic charge per month	R 2 397.42	7.64%	R 2 580.58	1.88%	R 2 629.00	R 2 306.14	5.7%	R 2 779.00	5.6%	R 2 934.62
32.7.2	Maximum demand charge per KVA reading per month	R 169.86	7.64%	R 182.84	1.88%	R 186.30	R 163.42	5.7%	R 197.00	5.6%	R 208.03
32.7.3	Consumption per kWh per monthly reading	R 1.16	7.64%	R 1.25	1.88%	R 1.28	R 1.12	5.7%	R 1.36	5.6%	R 1.44
32.7.4	Time of Use Tariffs										
32.7.5	Basic charge per month	R 2 232.12	7.64%	R 2 402.65	1.88%	R 2 448.00	R 2 147.37	5.7%	R 2 588.00	5.6%	R 2 732.93
32.7.6	Maximum demand charge per KVA reading per month	R 158.46	7.64%	R 170.57	1.88%	R 173.28	R 152.00	5.7%	R 184.00	5.6%	R 194.30
32.7.7	Summer period Energy Charge										
32.7.8	Peak	R 1.19	7.64%	R 1.28	1.88%	R 1.30	R 1.14	5.7%	R 2.00	5.6%	R 2.11
32.7.9	Standard	R 0.81	7.64%	R 0.87	1.88%	R 0.89	R 0.78	5.7%	R 1.00	5.6%	R 1.06
32.7.10	Off peak	R 0.57	7.64%	R 0.61	1.88%	R 0.63	R 0.55	5.7%	R 1.00	5.6%	R 1.06
32.7.11	Winter period Energy Charge										
32.7.12	Peak	R 2.50	7.64%	R 2.69	1.88%	R 2.74	R 2.40	5.7%	R 3.00	5.6%	R 3.17
32.7.13	Standard	R 1.08	7.64%	R 1.16	1.88%	R 1.19	R 1.04	5.7%	R 2.00	5.6%	R 2.11
32.7.14	Off peak	R 0.64	7.64%	R 0.69	1.88%	R 0.70	R 0.61	5.7%	R 1.00	5.6%	R 1.06
32.8	Water works: Conventional meters										
32.8.1	Basic charge per month: Single phase connection	R 204.60	6.6%	R 218.10	6.4%	R 233.00	R 204.39	5.7%	R 247.00	5.6%	R 260.83
32.8.2	Basic charge per month: Three phase connection	R 407.90	6.6%	R 434.80	6.4%	R 463.00	R 406.14	5.7%	R 490.00	5.6%	R 517.44
32.8.3	Consumption per kWh per monthly reading	R 1.10	9.40%	R 1.20	6.4%	R 1.28	R 1.12	5.7%	R 1.36	5.6%	R 1.44
32.9	Water works: Conventional bulk meters										
32.9.1	Basic charge per month: Scale 3A	R 721.70	6.6%	R 769.30	6.4%	R 819.00	R 718.42	5.7%	R 866.00	5.6%	R 914.50
32.9.2	Basic charge per month: Scale 3B	R 1 004.90	6.6%	R 1 071.20	6.4%	R 1 140.00	R 1 000.00	5.7%	R 1 205.00	5.6%	R 1 272.48
32.9.3	Maximum demand charge per KVA reading per month: Scale 3A	R 121.00	6.6%	R 129.00	6.4%	R 138.00	R 121.05	5.7%	R 146.00	5.6%	R 154.18
32.9.4	Maximum demand charge per KVA reading per month: Scale 3B	R 150.50	6.6%	R 160.40	6.4%	R 171.00	R 150.00	5.7%	R 181.00	5.6%	R 191.14
32.9.5	Consumption per kWh per monthly reading	R 0.90	9.40%	R 1.00	6.4%	R 1.07	R 0.94	5.7%	R 1.14	5.6%	R 1.20
32.10	Street lighting, traffic signs and similar installations										
32.10.1	Consumption per kWh per monthly reading	R 1.90	9.40%	R 2.10	6.4%	R 2.24	R 1.96	5.7%	R 2.37	5.6%	R 2.50
32.11	Sporting bodies: Conventional meters										
32.11.1	Basic charge per month: Single phase connection (5 amp to 15 amp)	R 59.50	6.6%	R 63.40	6.4%	R 67.46	R 59.18	5.7%	R 71.31	5.6%	R 75.30
32.11.2	Basic charge per month: Single phase connection (20 amp to 35 amp)	R 108.20	6.6%	R 115.30	6.4%	R 122.68	R 107.61	5.7%	R 129.68	5.6%	R 136.94
32.11.3	Basic charge per month: Single phase connection (40 amp to 60 amp)	R 145.80	6.6%	R 155.40	6.4%	R 166.00	R 145.61	5.7%	R 176.00	5.6%	R 185.86
32.11.4	Basic charge per month: Three phase connection	R 288.00	6.6%	R 307.00	6.4%	R 327.00	R 286.84	5.7%	R 346.00	5.6%	R 365.38
32.11.5	Consumption per kWh per monthly reading/estimate	R 1.80	9.40%	R 2.00	6.4%	R 2.13	R 1.87	5.7%	R 2.26	5.6%	R 2.39
32.12	Agricultural Society: Conventional meters										
32.12.1	Basic charge per month: Three phase connection	R 211.60	6.6%	R 225.60	6.4%	R 241.00	R 211.40	5.7%	R 255.00	5.6%	R 269.28
32.12.2	Consumption per kWh per monthly reading/estimate	R 1.20	9.40%	R 1.30	6.4%	R 1.39	R 1.22	5.7%	R 1.47	5.6%	R 1.55
32.13	Council's sporting grounds: Conventional meters										

13 of 20

NALEDI LOCAL MUNICIPALITY APPENDIX D - TARIFFS FOR 2017/18 FINANCIAL YEAR											
Tariff No	Activity Based Costing Centre / Description of Tariff	2015/16 Tariff (VAT Incl) R	Increase %	2016/17 Tariff (VAT Incl) R	Increase %	2017/18 Tariff (VAT Incl) R	2017/18 Tariff (VAT Excl) R	Increase %	2018/19 Tariff (VAT Incl) R	Increase %	2019/20 Tariff (VAT Incl) R
32.13.1	Basic charge per month: Single phase connection	R 37.60	6.6%	R 40.10	6.4%	R 43.00	R 37.72	5.7%	R 46.00	5.6%	R 48.58
32.13.2	Basic charge per month: Three phase connection	R 37.60	6.6%	R 40.10	6.4%	R 43.00	R 37.72	5.7%	R 46.00	5.6%	R 48.58
32.13.3	Consumption per kWh per monthly reading/estimate	R 1.20	9.40%	R 1.30	6.4%	R 1.39	R 1.22	5.7%	R 1.47	5.6%	R 1.55
32.14	Consumers outside the municipal area										
32.14.1	The tariffs will be the same as for consumers inside the municipal area										
32.15	Availability fees										
32.15.1	Availability fee per year for premises build or unbuild which is not connected to the reticulation network as well as every meter disconnected on request of a consumer	R 170.50	6.6%	R 181.80	6.4%	R 194.00	R 170.18	5.7%	R 206.00	5.6%	R 217.54
32.16	Service fees										
32.16.1	Reconnection fee as a result of non-payment	R 229.30	6.6%	R 244.40	6.4%	R 261.00	R 228.95	5.7%	R 276.00	5.6%	R 291.46
32.16.2	Administrative fee (penalty) for the unauthorised reconnection of a consumer's electricity supply by the consumer or someone else who is not authorised to do so after a consumer's electricity supply has been disconnected by an authorised person. The administrative fee will be charged against the consumer's account who will be responsible for paying it	R 1 164.70	6.6%	R 1 241.60	6.4%	R 1 322.00	R 1 159.65	5.7%	R 1 398.00	5.6%	R 1 476.29
32.16.3	Administrative fee (penalty) for tampering with a meter after disconnection or blocking in the case of a pre-paid meter. The electricity meter may be removed and the administrative fee, units used or average units used, reconnection fee and labour must be paid in full before a reconnection will be done	R 8 734.90	6.6%	R 9 311.40	6.4%	R 9 908.00	R 8 691.23	5.7%	R 10 473.00	5.6%	R 11 059.49
32.16.4	When a person provides the name and address of a person who tampered with a meter or pre-paid meter and an investigation by the Manager: Technical Services confirms it, the administrative fee in 32.16.3 above will be levied on the account of the guilty consumer and the person who informed the municipality will immediately be remunerated - after approval by the Municipal Manager - with the amount determined from time to time	R 1 941.70	6.6%	R 2 069.90	6.4%	R 2 203.00	R 1 932.46	5.7%	R 2 329.00	5.6%	R 2 459.42
32.16.5	Investigating electricity supply complaints that is not the responsibility of Council to maintain on request of a consumer during working hours	R 195.10	6.6%	R 208.00	6.4%	R 222.00	R 194.74	5.7%	R 235.00	5.6%	R 248.16
32.16.6	Investigating electricity supply complaints that is not the responsibility of Council to maintain on request of a consumer after working hours	R 262.10	6.6%	R 279.40	6.4%	R 298.00	R 261.40	5.7%	R 315.00	5.6%	R 332.64
32.16.7	Test of electricity meter on request of consumer	R 204.60	6.6%	R 218.10	6.4%	R 233.00	R 204.39	5.7%	R 247.00	5.6%	R 260.83
32.16.8	Replacement of circuit breaker	R 204.60	6.6%	R 218.10	6.4%	R 233.00	R 204.39	5.7%	R 247.00	5.6%	R 260.83
32.16.9	Re-inspecting the wiring of a new electricity connection	R 407.90	6.6%	R 434.80	6.4%	R 463.00	R 406.14	5.7%	R 490.00	5.6%	R 517.44
32.16.10	Erecting and dismantling of an overhead banner (6m x 750mm) in Market Street	R 786.30	6.6%	R 838.20	6.4%	R 892.00	R 782.46	5.7%	R 943.00	5.6%	R 995.81
32.16.11	Supplying a new code number for a pre-paid meter	R 77.80	6.6%	R 82.90	6.4%	R 88.30	R 77.46	5.7%	R 93.40	5.6%	R 98.63
32.17	New connections										
32.17.1	A provisional fee payable in advance for a new electrical connection between Council's reticulation network and the consumer's installation point. The consumer will be responsible for the difference between actual costs plus a 15% administration fee (maximum administrative fee to be determined from time to time) and the provisional fee paid: Per single phase connection	R 3 824.60	6.6%	R 4 077.00	6.4%	R 4 338.00	R 3 805.26	5.7%	R 4 586.00	5.6%	R 4 842.82
	: Per three phase connection	R 4 483.90	6.6%	R 4 779.80	6.4%	R 5 086.00	R 4 461.40	5.7%	R 5 376.00	5.6%	R 5 677.06
	: Per bulk consumer connection (to be calculated by engineer)	To be calculated		To be calculated		To be calculated			To be calculated		To be calculated
32.17.2	Maximum administrative fee: Single phase connection	R 505.50	6.6%	R 538.90	6.4%	R 574.00	R 503.51	5.7%	R 607.00	5.6%	R 640.99
32.17.3	Maximum administrative fee: Three phase connection	R 505.50	6.6%	R 538.90	6.4%	R 574.00	R 503.51	5.7%	R 607.00	5.6%	R 640.99
32.17.4	Maximum administrative fee: Bulk consumer connection	R 505.50	6.6%	R 538.90	6.4%	R 574.00	R 503.51	5.7%	R 607.00	5.6%	R 640.99
32.18	Replacing a conventional meter with a pre-paid meter										
32.18.1	A provisional fee payable in advance for replacing a conventional meter with a pre-paid meter. The consumer will be responsible for the difference between actual costs plus a 10% administration fee (maximum administrative fee to be determined from time to time) and the provisional fee paid	R 2 349.50	6.6%	R 2 504.60	6.4%	R 2 665.00	R 2 337.72	5.7%	R 2 817.00	5.6%	R 2 974.75
32.18.2	Maximum administrative fee: Replacing a meter	R 506.40	6.6%	R 539.80	6.4%	R 575.00	R 504.39	5.7%	R 608.00	5.6%	R 642.05
32.19	Supervision fees: Building out of town power lines										
32.19.1	Supervision fee: Per pole to be erected	R 195.90	6.6%	R 208.80	6.4%	R 223.00	R 195.61	5.7%	R 236.00	5.6%	R 249.22
32.19.2	Supervision fee: Minimum fee per project	R 1 117.40	6.6%	R 1 191.10	6.4%	R 1 268.00	R 1 112.28	5.7%	R 1 341.00	5.6%	R 1 416.10
32.20	Replacement of obsolete overhead consumer connection										
32.20.1	Single phase connection: Actual costs plus a 15% administrative fee on a 50/50 basis. Maximum administrative fee	R 506.40	6.6%	R 539.80	6.4%	R 575.00	R 504.39	5.7%	R 608.00	5.6%	R 642.05
32.20.2	Three phase connection: Actual costs plus a 15% administrative fee on a 50/50 basis. Maximum administrative fee	R 506.40	6.6%	R 539.80	6.4%	R 575.00	R 504.39	5.7%	R 608.00	5.6%	R 642.05
32.21	Hiring of equipment for tracking of failures in electricity cables										
32.21.1	Per hour	R 214.80	6.6%	R 229.00	6.4%	R 244.00	R 214.04	5.7%	R 258.00	5.6%	R 272.45

NALEDI LOCAL MUNICIPALITY APPENDIX D - TARIFFS FOR 2017/18 FINANCIAL YEAR												
Tariff No	Activity Based Costing Centre / Description of Tariff	2015/16 Tariff (VAT Incl) R	Increase %	2016/17 Tariff (VAT Incl) R	Increase %	2017/18 Tariff (VAT Incl) R	2017/18 Tariff (VAT Excl) R	Increase %	2018/19 Tariff (VAT Incl) R	Increase %	2019/20 Tariff (VAT Incl) R	
33	FINANCE: CREDIT CONTROL ACTION STEPS											
33.1	Telephone Step 1	R 30.00	6.6%	R 32.00	6.4%	R 34.10	R 29.91	5.7%	R 36.10	5.6%	R 38.12	
33.2	Telephone Step 2	R 30.00	6.6%	R 32.00	6.4%	R 34.10	R 29.91	5.7%	R 36.10	5.6%	R 38.12	
33.3	Reminder overdue account	R 67.90	6.6%	R 72.40	6.4%	R 77.10	R 67.63	5.7%	R 81.50	5.6%	R 86.06	
33.4	Arrangement on arrears	R 108.50	6.6%	R 115.70	6.4%	R 123.20	R 108.07	5.7%	R 130.30	5.6%	R 137.60	
33.5	Electricity cut	R 202.60	6.6%	R 216.00	6.4%	R 230.00	R 201.75	5.7%	R 244.00	5.6%	R 257.66	
33.6	Additional deposit	To be calculated		To be calculated		To be calculated			To be calculated		To be calculated	
33.7	Electricity reconnection	R 202.60	6.6%	R 216.00	6.4%	R 230.00	R 201.75	5.7%	R 244.00	5.6%	R 257.66	
33.8	Electricity block	R 33.90	6.6%	R 36.10	6.4%	R 38.50	R 33.77	5.7%	R 40.70	5.6%	R 42.98	
33.9	Additional deposit	calculated		calculated		calculated			calculated		calculated	
33.10	Electricity unblock	R 33.90	6.6%	R 36.10	6.4%	R 38.50	R 33.77	5.7%	R 40.70	5.6%	R 42.98	
33.11	Water restriction	R 202.60	6.6%	R 216.00	6.4%	R 230.00	R 201.75	5.7%	R 244.00	5.6%	R 257.66	
33.12	Additional deposit	To be calculated		To be calculated		To be calculated			To be calculated		To be calculated	
33.13	Water reconnection	R 202.60	6.6%	R 216.00	6.4%	R 230.00	R 201.75	5.7%	R 244.00	5.6%	R 257.66	
33.14	Post final demand	R 67.50	6.6%	R 72.00	6.4%	R 76.70	R 67.28	5.7%	R 81.10	5.6%	R 85.64	
33.15	Tracing	To be calculated		To be calculated		To be calculated			To be calculated		To be calculated	
33.16	Final demand	R 67.50	6.6%	R 72.00	6.4%	R 76.70	R 67.28	5.7%	R 81.10	5.6%	R 85.64	
33.17	Summons	R 405.20	6.6%	R 431.90	6.4%	R 460.00	R 403.51	5.7%	R 487.00	5.6%	R 514.27	
33.18	Judgement	R 68.20	6.6%	R 72.70	6.4%	R 77.40	R 67.89	5.7%	R 81.90	5.6%	R 86.49	
33.19	Hand over to attorneys	To be calculated		To be calculated		To be calculated			To be calculated		To be calculated	
34	CONSUMER DEPOSITS											
34.1	Households with conventional electricity meters											
34.1.1	Refundable consumer deposit for electricity, water,	R 875.00	6.6%	R 933.00	6.4%	R 993.00	R 871.05	5.7%	R 1 050.00	5.6%	R 1 108.80	
34.1.2	Refundable consumer deposit for electricity, water, refuse and sewerage services equal to one month's average account (20 amp to 35 amp connections)											
34.1.3	Refundable consumer deposit for electricity, water, refuse and sewerage services equal to one month's average account (40 amp to 60 amp connections)	R 1 472.00	6.6%	R 1 569.00	6.4%	R 1 670.00	R 1 464.91	5.7%	R 1 766.00	5.6%	R 1 864.90	
		R 2 018.00	6.6%	R 2 151.00	6.4%	R 2 289.00	R 2 007.89	5.7%	R 2 420.00	5.6%	R 2 555.52	
34.2	Households with pre-paid electricity meters											
34.2.1	Refundable consumer deposit for water, refuse and sewerage services equal to one month's average account	R 675.00	6.6%	R 720.00	6.4%	R 767.00	R 672.81	5.7%	R 811.00	5.6%	R 856.42	
34.3	Businesses with pre-paid electricity meters											
34.3.1	Refundable consumer deposit for water, refuse and sewerage services equal to one month's average account subject to a minimum of	R 3 112.00	6.6%	R 3 317.00	6.4%	R 3 530.00	R 3 096.49	5.7%	R 3 732.00	5.6%	R 3 940.99	
34.4	Businesses with conventional electricity meters											
34.4.4	Refundable consumer deposit for electricity, water, refuse and sewerage services equal to one month's average account subject to a minimum of	R 3 616.00	6.6%	R 3 855.00	6.4%	R 4 102.00	R 3 598.25	5.7%	R 4 336.00	5.6%	R 4 578.82	
34.5	Medium bulk consumers with a circuit breaker capacity up to 150 amp											
34.5.1	Refundable consumer deposit for electricity, water, refuse and sewerage services equal to one month's average account subject to a minimum of	R 4 877.00	6.6%	R 5 199.00	6.4%	R 5 532.00	R 4 852.63	5.7%	R 5 848.00	5.6%	R 6 175.49	
34.6	Bulk electricity consumers											
34.6.1	Refundable consumer deposit for electricity, water, refuse and sewerage services equal to one month's average account subject to a minimum of	R 7 735.00	6.6%	R 8 246.00	6.4%	R 8 774.00	R 7 696.49	5.7%	R 9 275.00	5.6%	R 9 794.40	
34.7	Peri-Urban industrial bulk consumers											
34.7.1	Refundable consumer deposit for electricity, water, refuse and sewerage services equal to one month's average account subject to a minimum of	R 4 877.00	6.6%	R 5 199.00	6.4%	R 5 532.00	R 4 852.63	5.7%	R 5 848.00	5.6%	R 6 175.49	
34.8	Sporting bodies and Agricultural Society											
34.8.1	Refundable consumer deposit for electricity, water, refuse and sewerage services equal to one month's average account	R 2 018.00	6.6%	R 2 151.00	6.4%	R 2 289.00	R 2 007.89	5.7%	R 2 420.00	5.6%	R 2 555.52	
34.9	Defaulters											
34.9.1	First time defaulter: Upgrade consumer deposit to	x1		x1		x1			x1		x1	
34.9.2	Second time defaulter: Upgrade consumer deposit	x2		x2		x2			x2		x2	
34.9.3	Third time defaulter: Upgrade consumer deposit to	x3		x3		x3			x3		x3	
35	REGISTRATION OF INDIGENTS											
35.1	Gross Monthly Income Amount approved by Council in terms of section 9.1.3 of the Approved Indigent Policy	R 6 000.00	0.0%	R 6 000.00	-61.7%	R 2 300.00	R 0.00	0.0%	R 2 300.00	0.0%	R 2 300.00	
36	RESIDENTIAL PROPERTY VALUE EXEMPTION ON PROPERTY RATES											
36.1	Additional property value exemption approved by Council in terms of section 7(a)(3) of the Approved Property Rates Policy	R 85 000.00	0.0%	R 85 000.00	0.0%	R 85 000.00		0.0%	R 85 000.00	0.0%	R 85 000.00	
37	OUTDOOR ADVERTISING CONTROL											
37.1	APPLICATION FEE:											
37.1.1	Super, large and small billboards and electronic signs per sign	R 838.40	6.6%	R 893.73	6.4%	R 951.00	R 834.21	5.7%	R 1 006.00	5.6%	R 1 062.34	
37.1.2	Undefined advertisement signs > 4,5m²	R 838.40	6.6%	R 893.73	6.4%	R 951.00	R 834.21	5.7%	R 1 006.00	5.6%	R 1 062.34	
37.1.3	Sky, roof, on-premises business signs or service facility signs per sign	R 838.40	6.6%	R 893.73	6.4%	R 951.00	R 834.21	5.7%	R 1 006.00	5.6%	R 1 062.34	

NALEDI LOCAL MUNICIPALITY
APPENDIX D - TARIFFS FOR 2017/18 FINANCIAL YEAR

Tariff No	Activity Based Costing Centre / Description of Tariff	2015/16 Tariff (VAT Incl) R	Increase %	2016/17 Tariff (VAT Incl) R	Increase %	2017/18 Tariff (VAT Incl) R	2017/18 Tariff (VAT Excl) R	Increase %	2018/19 Tariff (VAT Incl) R	Increase %	2019/20 Tariff (VAT Incl) R
37.1.4	Landscape advertisements per sign	R 838.40	6.6%	R 893.73	6.4%	R 951.00	R 834.21	5.7%	R 1 006.00	5.6%	R 1 062.34
37.1.5	Advertising on bridges, boundary walls and fences per sign	R 838.40	6.6%	R 893.73	6.4%	R 951.00	R 834.21	5.7%	R 1 006.00	5.6%	R 1 062.34
37.1.6	Advertisements on water towers, reservoirs, silos and on ground level per sign	R 838.40	6.6%	R 893.73	6.4%	R 951.00	R 834.21	5.7%	R 1 006.00	5.6%	R 1 062.34
37.1.7	Gantry, construction site, product replicas, three-dimensional and security advertising per signs	R 838.40	6.6%	R 893.73	6.4%	R 951.00	R 834.21	5.7%	R 1 006.00	5.6%	R 1 062.34
37.1.8	Flat signs excluding locality bound flat signs smaller than 36m² per sign	R 838.40	6.6%	R 893.73	6.4%	R 951.00	R 834.21	5.7%	R 1 006.00	5.6%	R 1 062.34
37.1.9	Projecting signs overhanging Council land per sign	R 838.40	6.6%	R 893.73	6.4%	R 951.00	R 834.21	5.7%	R 1 006.00	5.6%	R 1 062.34
37.1.10	Street name advertising signs / per new sign	R 210.00	6.6%	R 224.00	6.4%	R 239.00	R 209.65	5.7%	R 253.00	5.6%	R 267.17
37.1.11	Banners per event per Customer Care Centre	R 126.00	6.6%	R 134.00	6.4%	R 143.00	R 125.44	5.7%	R 152.00	5.6%	R 160.51
37.1.12	Aerial signs per event per Customer Care Centre	R 126.00	6.6%	R 134.00	6.4%	R 143.00	R 125.44	5.7%	R 152.00	5.6%	R 160.51
37.1.13	Class (a) Posters for auction sales and events of a cultural, political, social, sporting or recreational nature	R 8.38 00 per event per sign per Customer Care Centre with a minimum of R 126.00	6.6%	R 9.00 per event per sign per Customer Care Centre with a minimum of R 134.00	6.4%	R 10.00 per event per sign per Customer Care Centre with a minimum of R 143.00		5.7%	R 11.00 per event per sign per Customer Care Centre with a minimum of R 152.00	5.6%	R 11.00 per event per sign per Customer Care Centre with a minimum of R 152.00
37.1.14	Class (a) Posters for charitable, religious or educational nature per event per Customer Care Centre	R 52.00	6.6%	R 55.00	6.4%	R 59.00	R 51.75	5.7%	R 63.00	5.6%	R 66.53
37.1.15	Class (c) posters to display news headlines for a newspaper per frame	R 5.00	6.6%	R 5.00	6.4%	R 6.00	R 5.26	5.7%	R 7.00	5.6%	R 7.39
37.1.16	Sponsored road traffic projects per sign	R 126.00	6.6%	R 134.00	6.4%	R 143.00	R 125.44	5.7%	R 152.00	5.6%	R 160.51
37.1.17	Project and development advertising signs per sign	R 629.00	6.6%	R 671.00	6.4%	R 714.00	R 626.32	5.7%	R 755.00	5.6%	R 797.28
37.1.18	Estate agent signs for commercial, industrial and non-residential property > 1m² per sign						R 0.00	5.7%		5.6%	R 0.00
37.1.19	Lodging of appeal per appeal	R 2 620.00	6.6%	R 2 793.00	6.4%	R 2 972.00	R 2 607.02	5.7%	R 3 142.00	5.6%	R 3 317.95
37.1.20	Submission of ad-hoc proposal per proposal	R 9 432.00	6.6%	R 10 055.00	6.4%	R 10 699.00	R 9 385.09	5.7%	R 11 309.00	5.6%	R 11 942.30
37.2	FACE CHANGE						R 0.00	5.7%		5.6%	R 0.00
37.2.1	Super, large and small billboards and electronic signs per face change	R 472.00	6.6%	R 503.00	6.4%	R 536.00	R 470.18	5.7%	R 567.00	5.6%	R 598.75
37.2.2	Undefined advertisement signs > 4,5m² per face change	R 472.00	6.6%	R 503.00	6.4%	R 536.00	R 470.18	5.7%	R 567.00	5.6%	R 598.75
37.2.3	Sky, roof, on-premises business signs or service facility signs per face change	R 472.00	6.6%	R 503.00	6.4%	R 536.00	R 470.18	5.7%	R 567.00	5.6%	R 598.75
37.2.4	Landscape advertisements	R 472.00	6.6%	R 503.00	6.4%	R 536.00	R 470.18	5.7%	R 567.00	5.6%	R 598.75
37.2.5	Advertising on bridges, boundary walls and fences per face change	R 472.00	6.6%	R 503.00	6.4%	R 536.00	R 470.18	5.7%	R 567.00	5.6%	R 598.75
37.2.6	Advertisements on water towers, reservoirs, silos and on ground level per face change	R 472.00	6.6%	R 503.00	6.4%	R 536.00	R 470.18	5.7%	R 567.00	5.6%	R 598.75
37.2.7	Gantry, construction site, product replicas, three-dimensional and security advertising signs per face change	R 472.00	6.6%	R 503.00	6.4%	R 536.00	R 470.18	5.7%	R 567.00	5.6%	R 598.75
37.2.8	Flat signs excluding locality bound flat signs smaller than 36m² per face change	R 472.00	6.6%	R 503.00	6.4%	R 536.00	R 470.18	5.7%	R 567.00	5.6%	R 598.75
37.2.9	Projecting signs overhanging Council land per face change	R 472.00	6.6%	R 503.00	6.4%	R 536.00	R 470.18	5.7%	R 567.00	5.6%	R 598.75
37.2.10	Street name advertising sign per face change	R 84.00	6.6%	R 90.00	6.4%	R 96.00	R 84.21	5.7%	R 102.00	5.6%	R 107.71
37.3	INSPECTION FEE						R 0.00	5.7%		5.6%	R 0.00
37.3.1	Super, large and small billboards and electronic signs per sign	R 125.00	6.6%	R 133.00	6.4%	R 142.00	R 124.56	5.7%	R 151.00	5.6%	R 159.46
37.3.2	Undefined advertisement signs > 4,5m² per sign	R 125.00	6.6%	R 133.00	6.4%	R 142.00	R 124.56	5.7%	R 151.00	5.6%	R 159.46
37.3.3	Sky, roof, on-premises business signs or service facility signs per sign	R 125.00	6.6%	R 133.00	6.4%	R 142.00	R 124.56	5.7%	R 151.00	5.6%	R 159.46
37.3.4	Landscape advertisements per sign	R 125.00	6.6%	R 133.00	6.4%	R 142.00	R 124.56	5.7%	R 151.00	5.6%	R 159.46
37.3.5	Advertising on bridges, boundary walls and fences per sign	R 125.00	6.6%	R 133.00	6.4%	R 142.00	R 124.56	5.7%	R 151.00	5.6%	R 159.46
37.3.6	Advertisements on water towers, reservoirs, silos and on ground level per sign	R 125.00	6.6%	R 133.00	6.4%	R 142.00	R 124.56	5.7%	R 151.00	5.6%	R 159.46
37.3.7	Flat signs excluding locality bound flat signs smaller than 36m² per sign	R 125.00	6.6%	R 133.00	6.4%	R 142.00	R 124.56	5.7%	R 151.00	5.6%	R 159.46
37.3.8	Projecting signs overhanging Council land per sign	R 125.00	6.6%	R 133.00	6.4%	R 142.00	R 124.56	5.7%	R 151.00	5.6%	R 159.46
37.4	ANNUAL LICENSING FEE										
37.4.1	Estate agent signs per branch per agency per Customer Care Centre per annum	R 1 258.00	6.6%	R 1 341.00	6.4%	R 1 427.00	R 1 251.75	5.7%	R 1 509.00	5.6%	R 1 593.50
37.4.2	Portable advertising signs per annum per Enterprise	R 84.00	6.6%	R 90.00	6.4%	R 96.00	R 84.21	5.7%	R 102.00	5.6%	R 107.71
37.4.3	Flags per annum per Enterprise	R 84.00	6.6%	R 90.00	6.4%	R 96.00	R 84.21	5.7%	R 102.00	5.6%	R 107.71
37.5	STORAGE FEE										
37.5.1	Trailer and vehicular advertising per sign per day	R 8.00	6.6%	R 9.00	6.4%	R 10.00	R 8.77	5.7%	R 11.00	5.6%	R 11.62
37.6	DEPOSIT										
37.6.1	Banners and aerial signs per event	R 314.00	6.6%	R 335.00	6.4%	R 357.00	R 313.16	5.7%	R 378.00	5.6%	R 399.17
37.6.2	Class (a) posters for auction sales and events of cultural, political, social, sporting or recreational nature or of a charitable, religious or educational nature per sign	R 31.00	6.6%	R 33.00	6.4%	R 36.00	R 31.58	5.7%	R 39.00	5.6%	R 41.18
37.7	CONTRACTS										
37.7.1	Advertisement on litter bins and public transport shelters	Rate per tender	0.0%	Rate per tender	0.0%	Rate per tender		0.0%	Rate per tender	0.0%	Rate per tender
37.7.2	Suburb name and stack signs	Rate per tender	0.0%	Rate per tender	0.0%	Rate per tender		0.0%	Rate per tender	0.0%	Rate per tender
37.7.3	Class (b) posters for commercial advertising	Rate per tender	0.0%	Rate per tender	0.0%	Rate per tender		0.0%	Rate per tender	0.0%	Rate per tender

NALEDI LOCAL MUNICIPALITY APPENDIX D - TARIFFS FOR 2017/18 FINANCIAL YEAR											
Tariff No	Activity Based Costing Centre / Description of Tariff	2015/16 Tariff (VAT Incl) R	Increase %	2016/17 Tariff (VAT Incl) R	Increase %	2017/18 Tariff (VAT Incl) R	2017/18 Tariff (VAT Excl) R	Increase %	2018/19 Tariff (VAT Incl) R	Increase %	2019/20 Tariff (VAT Incl) R
37.7.4	Street name advertising signs	Rate per tender	0.0%	Rate per tender	0.0%	Rate per tender		0.0%	Rate per tender	0.0%	Rate per tender
37.7.5	Advertising on Taxi ranks	Rate per tender	0.0%	Rate per tender	0.0%	Rate per tender		0.0%	Rate per tender	0.0%	Rate per tender
37.8	REMOVAL FEE:										
37.8.1	Super, large and small billboards and electronic signs	Tendered rate or R 125. 00 per m ² or part thereof for the total face of each sign if removed by the NLM	6.6%	Tendered rate or R 133. 00 per m ² or part thereof for the total face of each sign if removed by the NLM	6.4%	Tendered rate or R 142. 00 per m ² or part thereof for the total face of each sign if removed by the NLM		5.7%	Tendered rate or R 151. 00 per m ² or part thereof for the total face of each sign if removed by the NLM	5.6%	Tendered rate or R 151. 00 per m ² or part thereof for the total face of each sign if removed by the NLM
37.8.2	Undefined advertising signs ≥ 4,5m ²	Tendered rate or R 125. 00 per m ² or part thereof for the total face of each sign if removed by the NLM	6.6%	Tendered rate or R 133. 00 per m ² or part thereof for the total face of each sign if removed by the NLM	6.4%	Tendered rate or R 142. 00 per m ² or part thereof for the total face of each sign if removed by the NLM		5.7%	Tendered rate or R 151. 00 per m ² or part thereof for the total face of each sign if removed by the NLM	5.6%	Tendered rate or R 151. 00 per m ² or part thereof for the total face of each sign if removed by the NLM
37.8.3	Sky, roof, on-premises business signs and service facility signs	Tendered rate or R 125. 00 per m ² or part thereof for the total face of each sign if removed by the NLM	6.6%	Tendered rate or R 133. 00 per m ² or part thereof for the total face of each sign if removed by the NLM	6.4%	Tendered rate or R 142. 00 per m ² or part thereof for the total face of each sign if removed by the NLM		5.7%	Tendered rate or R 151. 00 per m ² or part thereof for the total face of each sign if removed by the NLM	5.6%	Tendered rate or R 151. 00 per m ² or part thereof for the total face of each sign if removed by the NLM
37.8.4	Landscape advertisements	Tendered rate or R 125. 00 per m ² or part thereof for the total face of each sign if removed by the NLM	6.6%	Tendered rate or R 133. 00 per m ² or part thereof for the total face of each sign if removed by the NLM	6.4%	Tendered rate or R 142. 00 per m ² or part thereof for the total face of each sign if removed by the NLM		5.7%	Tendered rate or R 151. 00 per m ² or part thereof for the total face of each sign if removed by the NLM	5.6%	Tendered rate or R 151. 00 per m ² or part thereof for the total face of each sign if removed by the NLM
37.8.5	Veranda, balcony, canopy and under awning signs	Tendered rate or R 125. 00 per m ² or part thereof for the total face of each sign if removed by the NLM	6.6%	Tendered rate or R 133. 00 per m ² or part thereof for the total face of each sign if removed by the NLM	6.4%	Tendered rate or R 142. 00 per m ² or part thereof for the total face of each sign if removed by the NLM		5.7%	Tendered rate or R 151. 00 per m ² or part thereof for the total face of each sign if removed by the NLM	5.6%	Tendered rate or R 151. 00 per m ² or part thereof for the total face of each sign if removed by the NLM
37.8.6	Painted advertisements	Tendered rate or R 125. 00 per m ² or part thereof for the total face of each sign if removed by the NLM	6.6%	Tendered rate or R 133. 00 per m ² or part thereof for the total face of each sign if removed by the NLM	6.4%	Tendered rate or R 142. 00 per m ² or part thereof for the total face of each sign if removed by the NLM		5.7%	Tendered rate or R 151. 00 per m ² or part thereof for the total face of each sign if removed by the NLM	5.6%	Tendered rate or R 151. 00 per m ² or part thereof for the total face of each sign if removed by the NLM
37.8.7	Residential home-undertaking and community institution signs	Tendered rate or R 125. 00 per m ² or part thereof for the total face of each sign if removed by the NLM	6.6%	Tendered rate or R 133. 00 per m ² or part thereof for the total face of each sign if removed by the NLM	6.4%	Tendered rate or R 142. 00 per m ² or part thereof for the total face of each sign if removed by the NLM		5.7%	Tendered rate or R 151. 00 per m ² or part thereof for the total face of each sign if removed by the NLM	5.6%	Tendered rate or R 151. 00 per m ² or part thereof for the total face of each sign if removed by the NLM
37.8.8	Advertising on bridges, boundary walls and fences	Tendered rate or R 125. 00 per m ² or part thereof for the total face of each sign if removed by the NLM	6.6%	Tendered rate or R 133. 00 per m ² or part thereof for the total face of each sign if removed by the NLM	6.4%	Tendered rate or R 142. 00 per m ² or part thereof for the total face of each sign if removed by the NLM		5.7%	Tendered rate or R 151. 00 per m ² or part thereof for the total face of each sign if removed by the NLM	5.6%	Tendered rate or R 151. 00 per m ² or part thereof for the total face of each sign if removed by the NLM
37.8.9	Advertisements on water towers, reservoirs, silos and on ground level	Tendered rate or R 125. 00 per m ² or part thereof for the total face of each sign if removed by the NLM	6.6%	Tendered rate or R 133. 00 per m ² or part thereof for the total face of each sign if removed by the NLM	6.4%	Tendered rate or R 142. 00 per m ² or part thereof for the total face of each sign if removed by the NLM		5.7%	Tendered rate or R 151. 00 per m ² or part thereof for the total face of each sign if removed by the NLM	5.6%	Tendered rate or R 151. 00 per m ² or part thereof for the total face of each sign if removed by the NLM

17 of 20

NALEDI LOCAL MUNICIPALITY APPENDIX D - TARIFFS FOR 2017/18 FINANCIAL YEAR											
Tariff No	Activity Based Costing Centre / Description of Tariff	2015/16 Tariff (VAT Incl) R	Increase %	2016/17 Tariff (VAT Incl) R	Increase %	2017/18 Tariff (VAT Incl) R	2017/18 Tariff (VAT Excl) R	Increase %	2018/19 Tariff (VAT Incl) R	Increase %	2019/20 Tariff (VAT Incl) R
37.8.10	Gantry, construction site, product replicas, three-dimensional and security advertising signs	Tendered rate or R 125.00 per m ² or part thereof for the total face of each sign if removed by the NLM	6.6%	Tendered rate or R 133.00 per m ² or part thereof for the total face of each sign if removed by the NLM	6.4%	Tendered rate or R 142.00 per m ² or part thereof for the total face of each sign if removed by the NLM		5.7%	Tendered rate or R 151.00 per m ² or part thereof for the total face of each sign if removed by the NLM	5.6%	Tendered rate or R 151.00 per m ² or part thereof for the total face of each sign if removed by the NLM
37.8.11	Project signs and development advertising signs	Tendered rate or R 125.00 per m ² or part thereof for the total face of each sign if removed by the NLM	6.6%	Tendered rate or R 133.00 per m ² or part thereof for the total face of each sign if removed by the NLM	6.4%	Tendered rate or R 142.00 per m ² or part thereof for the total face of each sign if removed by the NLM		5.7%	Tendered rate or R 151.00 per m ² or part thereof for the total face of each sign if removed by the NLM	5.6%	Tendered rate or R 151.00 per m ² or part thereof for the total face of each sign if removed by the NLM
37.8.12	Estate agent signs for commercial, industrial and non-residential property > 1m ²	Tendered rate or R 125.00 per m ² or part thereof for the total face of each sign if removed by the NLM	6.6%	Tendered rate or R 133.00 per m ² or part thereof for the total face of each sign if removed by the NLM	6.4%	Tendered rate or R 142.00 per m ² or part thereof for the total face of each sign if removed by the NLM		5.7%	Tendered rate or R 151.00 per m ² or part thereof for the total face of each sign if removed by the NLM	5.6%	Tendered rate or R 151.00 per m ² or part thereof for the total face of each sign if removed by the NLM
37.8.13	Aerial signs	Tendered rate or R 125.00 per m ² or part thereof for the total face of each sign if removed by the NLM	6.6%	Tendered rate or R 133.00 per m ² or part thereof for the total face of each sign if removed by the NLM	6.4%	Tendered rate or R 142.00 per m ² or part thereof for the total face of each sign if removed by the NLM		5.7%	Tendered rate or R 151.00 per m ² or part thereof for the total face of each sign if removed by the NLM	5.6%	Tendered rate or R 151.00 per m ² or part thereof for the total face of each sign if removed by the NLM
37.8.14	Advertising signs at educational facilities and sport stadiums and fields < 18m ²	Tendered rate or R 125.00 per m ² or part thereof for the total face of each sign if removed by the NLM	6.6%	Tendered rate or R 133.00 per m ² or part thereof for the total face of each sign if removed by the NLM	6.4%	Tendered rate or R 142.00 per m ² or part thereof for the total face of each sign if removed by the NLM		5.7%	Tendered rate or R 151.00 per m ² or part thereof for the total face of each sign if removed by the NLM	5.6%	Tendered rate or R 151.00 per m ² or part thereof for the total face of each sign if removed by the NLM
37.8.15	Security services and projecting signs	Tendered rate or R 125.00 per m ² or part thereof for the total face of each sign if removed by the NLM	6.6%	Tendered rate or R 133.00 per m ² or part thereof for the total face of each sign if removed by the NLM	6.4%	Tendered rate or R 142.00 per m ² or part thereof for the total face of each sign if removed by the NLM		5.7%	Tendered rate or R 151.00 per m ² or part thereof for the total face of each sign if removed by the NLM	5.6%	Tendered rate or R 151.00 per m ² or part thereof for the total face of each sign if removed by the NLM
37.8.16	Flat signs excluding locality bound flat signs smaller than 36m ²	Tendered rate or R 125.00 per m ² or part thereof for the total face of each sign if removed by the NLM	6.6%	Tendered rate or R 133.00 per m ² or part thereof for the total face of each sign if removed by the NLM	6.4%	Tendered rate or R 142.00 per m ² or part thereof for the total face of each sign if removed by the NLM		5.7%	Tendered rate or R 151.00 per m ² or part thereof for the total face of each sign if removed by the NLM	5.6%	Tendered rate or R 151.00 per m ² or part thereof for the total face of each sign if removed by the NLM
37.8.17	Projecting signs overhanging Council land	Tendered rate or R 125.00 per m ² or part thereof for the total face of each sign if removed by the NLM	6.6%	Tendered rate or R 133.00 per m ² or part thereof for the total face of each sign if removed by the NLM	6.4%	Tendered rate or R 142.00 per m ² or part thereof for the total face of each sign if removed by the NLM		5.7%	Tendered rate or R 151.00 per m ² or part thereof for the total face of each sign if removed by the NLM	5.6%	Tendered rate or R 151.00 per m ² or part thereof for the total face of each sign if removed by the NLM
37.8.18	Portable advertising sign per sign	R 262.00	6.6%	R 279.00	6.4%	R 297.00	R 260.53	5.7%	R 314.00	5.6%	R 331.58
37.8.19	Trailer or vehicular advertising per vehicle or trailer	R 1 258.00	6.6%	R 1 341.00	6.4%	R 1 427.00	R 1 251.75	5.7%	R 1 509.00	5.6%	R 1 593.50
37.8.20	Bicycle trailer advertising per bicycle	R 262.00	6.6%	R 279.00	6.4%	R 297.00	R 260.53	5.7%	R 314.00	5.6%	R 331.58
37.9	TEMPORARY SIGNS REMOVAL FEE:										
37.9.1	Unlicensed Estate agent signs ≤ 1 m ² per advertisement	R 84.00	6.6%	R 90.00	6.4%	R 96.00	R 84.21	5.7%	R 102.00	5.6%	R 107.71
37.9.2	Licensed banners	R 84.00	6.6%	R 90.00	6.4%	R 96.00	R 84.21	5.7%	R 102.00	5.6%	R 107.71
37.9.3	Class (a) unlicensed posters for auction sales and events of a cultural, political, social, sporting or recreational nature or of a charitable, religious or educational nature and for commercial advertising per sign	R 84.00	6.6%	R 90.00	6.4%	R 96.00	R 84.21	5.7%	R 102.00	5.6%	R 107.71
37.9.4	Flags per sign	R 126.00	6.6%	R 134.00	6.4%	R 143.00	R 125.44	5.7%	R 152.00	5.6%	R 160.51
37.9.5	Unlicensed Banners per sign	R 126.00	6.6%	R 134.00	6.4%	R 143.00	R 125.44	5.7%	R 152.00	5.6%	R 160.51
37.9.6	licensed Estate agent signs <1 m ² per sign	R 31.00	6.6%	R 33.00	6.4%	R 36.00	R 31.58	5.7%	R 39.00	5.6%	R 41.18

NALEDI LOCAL MUNICIPALITY APPENDIX D - TARIFFS FOR 2017/18 FINANCIAL YEAR											
Tariff No	Activity Based Costing Centre / Description of Tariff	2015/16 Tariff (VAT Incl) R	Increase %	2016/17 Tariff (VAT Incl) R	Increase %	2017/18 Tariff (VAT Incl) R	2017/18 Tariff (VAT Excl) R	Increase %	2018/19 Tariff (VAT Incl) R	Increase %	2019/20 Tariff (VAT Incl) R
37.9.7	Class (a) licensed posters for auction sales and events of a cultural, political, social, sporting or recreational nature and of a charitable, religious or educational nature and for commercial advertising per sign	R 31.00	6.6%	R 33.00	6.4%	R 36.00	R 31.58	5.7%	R 39.00	5.6%	R 41.18
37.9.8	Class (c) posters to display news headlines for a newspaper per sign	R 31.00	6.6%	R 33.00	6.4%	R 36.00	R 31.58	5.7%	R 39.00	5.6%	R 41.18
37.9.9	All temporary signs > 1m ²	Tendered rate or R 125.00 per m ² or part thereof for the total face of each sign if removed by the NLM	6.6%	Tendered rate or R 133.00 per m ² or part thereof for the total face of each sign if removed by the NLM	6.4%	Tendered rate or R 142.00 per m ² or part thereof for the total face of each sign if removed by the NLM		5.7%	Tendered rate or R 151.00 per m ² or part thereof for the total face of each sign if removed by the NLM	5.6%	Tendered rate or R 151.00 per m ² or part thereof for the total face of each sign if removed by the NLM
37.9.10	Temporary signs pasted against bridges, transformer boxes, substations, etc.	Rates per tender		Rates per tender		Rates per tender			Rates per tender		Rates per tender
37.10	FIXED RENTAL PER SIGN ERECTED OR AFFIXED TO OR ON COUNCIL PROPERTY BY NON MEDIA OWNER										
37.10.1	Monthly rental payable in arrears per m ² of the advertisement area of each sign according to road classification						R 0.00				
37.10.2	Class 3 – District distributor	R 52.00	6.6%	R 55.00	6.4%	R 59.00	R 51.75	5.7%	R 63.00	5.6%	R 66.53
37.10.3	Class 4 & 5 – Collector and Access Street	R 21.00	6.6%	R 22.00	6.4%	R 24.00	R 21.05	5.7%	R 26.00	5.6%	R 27.46
37.11	RENTAL PER SIGN ERECTED OR AFFIXED TO OR ON COUNCIL PROPERTY BY MEDIA OWNER										
37.11.1	1. Monthly rental payable in arrears per advertisement area will be whichever is greater of the fixed rental (1.) or percentage income (2) values as set out below.										
37.11.2	Class 3 – District distributor	R 52.00	6.6%	R 55.00	6.4%	R 59.00	R 51.75	5.7%	R 63.00	5.6%	R 66.53
37.11.3	Class 4 & 5 – Collector and Access street	R 21.00	6.6%	R 22.00	6.4%	R 24.00	R 21.05	5.7%	R 26.00	5.6%	R 27.46
37.11.4	2. Percentage income payable in arrears per advertisement										
37.11.5	Super, large and small billboards and electronic signs	20% of the gross income received by the media owner from the advertiser.	0.0%	20% of the gross income received by the media owner from the advertiser.	0.0%	20% of the gross income received by the media owner from the advertiser.		0.0%	20% of the gross income received by the media owner from the advertiser.	0.0%	20% of the gross income received by the media owner from the advertiser.
37.11.6	Undefined advertisement signs > 4,5m ²	20% of the gross income received by the media owner from the advertiser.	0.0%	20% of the gross income received by the media owner from the advertiser.	0.0%	20% of the gross income received by the media owner from the advertiser.		0.0%	20% of the gross income received by the media owner from the advertiser.	0.0%	20% of the gross income received by the media owner from the advertiser.
37.11.7	Sky, roof, on-premises business signs or service facility signs	20% of the gross income received by the media owner from the advertiser.	0.0%	20% of the gross income received by the media owner from the advertiser.	0.0%	20% of the gross income received by the media owner from the advertiser.		0.0%	20% of the gross income received by the media owner from the advertiser.	0.0%	20% of the gross income received by the media owner from the advertiser.
37.11.8	Landscaped advertisements	20% of the gross income received by the media owner from the advertiser.	0.0%	20% of the gross income received by the media owner from the advertiser.	0.0%	20% of the gross income received by the media owner from the advertiser.		0.0%	20% of the gross income received by the media owner from the advertiser.	0.0%	20% of the gross income received by the media owner from the advertiser.
37.11.9	Advertising on bridges, boundary walls and fences	20% of the gross income received by the media owner from the advertiser.	0.0%	20% of the gross income received by the media owner from the advertiser.	0.0%	20% of the gross income received by the media owner from the advertiser.		0.0%	20% of the gross income received by the media owner from the advertiser.	0.0%	20% of the gross income received by the media owner from the advertiser.
37.11.10	Advertisements on water towers, reservoirs, silos and on ground level	20% of the gross income received by the media owner from the advertiser.	0.0%	20% of the gross income received by the media owner from the advertiser.	0.0%	20% of the gross income received by the media owner from the advertiser.		0.0%	20% of the gross income received by the media owner from the advertiser.	0.0%	20% of the gross income received by the media owner from the advertiser.
37.11.11	Gantry, construction site, product replicas, three-dimensional and security advertising signs	20% of the gross income received by the media owner from the advertiser.	0.0%	20% of the gross income received by the media owner from the advertiser.	0.0%	20% of the gross income received by the media owner from the advertiser.		0.0%	20% of the gross income received by the media owner from the advertiser.	0.0%	20% of the gross income received by the media owner from the advertiser.

NALEDI LOCAL MUNICIPALITY
APPENDIX D - TARIFFS FOR 2017/18 FINANCIAL YEAR

Tariff No	Activity Based Costing Centre / Description of Tariff	2015/16 Tariff (VAT Incl) R	Increase %	2016/17 Tariff (VAT Incl) R	Increase %	2017/18 Tariff (VAT Incl) R	2017/18 Tariff (VAT Excl) R	Increase %	2018/19 Tariff (VAT Incl) R	Increase %	.2019/20 Tariff (VAT Incl) R
37.11.12	Projecting signs overhanging Council land	20% of the gross income received by the media owner from the advertiser.	0.0%	20% of the gross income received by the media owner from the advertiser.	0.0%	20% of the gross income received by the media owner from the advertiser.		0.0%	20% of the gross income received by the media owner from the advertiser.	0.0%	20% of the gross income received by the media owner from the advertiser.
37.12	EXEMPTED										
37.12.1	Signs exempted from tariffs except removal fees										
37.12.2	Class (a) Posters for parliamentary or municipal elections, by-elections, referenda and registration process	R Nil	0.0%	R Nil	0.0%	R Nil		0.0%	R Nil	0.0%	R Nil
37.12.3	Projecting signs not overhanging municipal land										
37.12.4	Security services signs										
37.12.5	Veranda, balcony, canopy and under awning advertising signs										
37.12.6	Painted advertisements										
37.12.7	At educational facilities and sport stadiums and fields a combination of advertising signs on boundary walls and fences, permanent flags and free-standing advertising signs smaller than 4,5m²										
37.12.8	Locality bound flat signs smaller than 36m²										
37.12.9	Residential home-undertaking and community institution signs										
37.12.10	Window signs										
37.12.11	Signs incorporated in the fabric of a building										
37.12.12	Locality bound canopy, internal direction and orientation signs at										
37.12.13	filling stations and road side rest and service areas										
37.12.14	Vehicular advertising										
38	ALL OTHER BULK CONSUMERS / CHARGES RELATING TO ELECTRICITY										
	All high season peak tariffs for industrial consumers will be charged the higher of the mentioned industrial tariffs or Eskom megaflex tariff structure plus 7.64%.						7.64%				
	This tariff is only available to specific consumers as approved by Council resolution due to special circumstances. All other bulk consumers will be charged according to Eskom megaflex tariff structure plus:						7.64%				
	High Season off peak c/kwh						7.64%				
	High Season standard c/kwh						7.64%				
	High Season peak c/kwh						7.64%				
	Low Season off peak c/kwh						7.64%				
	Low Season Standard c/kwh						7.64%				
	Low Season peak c/kwh						7.64%				
	Demand Charge (R/KVA)						7.64%				

(Special Council Meeting – Minutes 31/05/2017)

5. PRESENTATION SAFE HUB; C.E.O SAFA DEVELOPMENT AGENCY; Dr. ROBIN PETERSEN (14/10/R)**RESOLVED**

1. That the presentation be referred to the Community Services and Local Economic Development Portfolio Committee scheduled for 14 June 2017

Department: Community service and LED

Delegated.

RES.NO.:353/2017

(Special Council Meeting – Minutes 31/05/2017)

6. COUNCIL MATTERS: FINANCE: 2017/2018 BUDGET AND FORECASTS 2018/2019 – 2019/2020 (5/1/2/1/1)**RESOLVED**

1. That the final Operating and Capital Budget for the MTREF 2017/18 to 2019/20 is hereby tabled by the Mayor to Council in terms of section 16(2) of the Municipal Finance Management Act, 56 of 2003.
2. That the draft Operating and Capital Budget for the MTREF 2017/18 to 2019/20 was taken for public participation to all wards within Naledi Local Municipality and that public was invited to make representations in connection with the budget in terms of sections 22 and 23 of the Municipal Finance Management Act, 56 of 2003.
3. That in terms of section 17(3) of the Municipal Finance Management Act, 56 of 2003, the following draft resolution for the final adoption of the annual Operating and Capital Budget for the MTREF 2017/18 to 2019/20 is hereby noted.
4. That in terms of section 24 of the Municipal Finance Management Act, 56 of 2003, the annual budget of the Naledi Local Municipality for the financial year 2017/18; and indicative allocations for the two projected outer years 2018/19 and 2019/20; and the multi-year and single year capital appropriations are approved as set-out in the following tables:-
 - 4.1 Budgeted Financial Performance (revenue and expenditure by standard classification);
 - 4.2 Budgeted Financial Performance (revenue and expenditure by Municipal vote);
 - 4.3 Budgeted Financial Performance (revenue by source and expenditure by type); and

SPECIAL COUNCIL MINUTES

12 of 22



- 4.4 Multi-year and single year capital appropriations by municipal vote and standard classification and associated funding by source.
5. That the financial position, cash flow, cash-backed reserve/accumulated surplus, asset management and basic service delivery targets are adopted as set-out in the following tables:-
- 5.1 Budgeted Financial Position;
 5.2 Budgeted Cash Flows;
 5.3 Cash backed reserves and accumulated surplus reconciliation;
 5.4 Asset management; and
 5.5 Basic service delivery measurement.
6. That in terms of section 24(2)(c)(i) and (ii) of the Municipal Finance Management Act, 56 of 2003 and sections 74 and 75A of the Local Government: Municipal Systems Act, Act 32 of 2000 as amended, the tariffs for the supply of water, electricity, waste services, sanitation services and property rates as set out in annexures D that were used to prepare the estimates of revenue by source, are approved with effect from 01 July 2017.
7. That 2017 / 2018 tariffs be increased as follows:-
- | | | |
|-----|------------------|--------|
| 7.1 | Rates | 6.40 % |
| 7.2 | Rates Government | 0.00% |
| 7.3 | Water | 6.40 % |
| 7.4 | Electricity | 1.88 % |
| 7.5 | Refuse Removal | 6.40 % |
| 7.6 | Sewerage | 6.40 % |
| 7.7 | Other Services | 6.40 % |
8. That the Municipality increased the rates for state owned properties by 59.90% whilst for the other property categories the increase was 6.60% in 2016/2017 financial year.
9. That given our cash flow challenges for the Municipality, in order to comply with the recommendation of the Department of Cooperative Governance of gradually lowering the rates for state owned property, the Municipality for the budget year of 2017/18 keep the tariff increase at 0.00% as lowering the rates will have detrimental effect on our cash flow.
10. That in terms of section 5 of the Municipal Property Rates Act, 6 of 2004, the rates policy (or the amendments to the rates policy) is approved.
11. That provision has been made for 7.36% increase in the salaries and wages of employees in terms of SALGA circular 17/2015 of 04 May 2015, while the negotiations are still underway.



12. That in terms of section 24(2)(c)(iii) of the Municipal Finance Management Act, 56 of 2003, the measurable performance objectives for capital and operating expenditure by vote for each year of the medium term revenue and expenditure framework as set out in Supporting Table SA7 are approved.
13. That in terms of section 24(2)(c)(iv) of the Municipal Finance Management Act, 56 of 2003, the amendments to the integrated development plan as set out in Budget Chapter 17 are approved.
14. That in terms of section 24(2)(c)(v) of the Municipal Finance Management Act, 56 of 2003, the budget-related policies, including any amendments as set out in Budget Chapter 4 are approved for the budget year 2017/18.
15. That Gross Monthly Income Amount approved by Council in terms of section 9.1.3 of the Approved Indigent Policy is R2, 300 excluding social grants.
16. That the budget for repairs and maintenance allocation be reviewed during the budget adjustment.
17. That Council note the plan to reduce budget shortfall of which the major problem is high salary bill which takes 41.7% of the total operating expenditure budget which makes it difficult for the Municipality to funds sufficiently other important operation expenditure like repairs and maintenance.
18. That the Municipality must enter in new water service provider contract with the Dr Ruth Segomotsi Mompati District Municipality.
19. That Council note that in terms of Acknowledgement of Debt and Repayment Plan Agreement signed on 17 February 2017 between the municipality and Eskom, in 2017/2018 Municipality must pay its current account per month, in 2018/19 the payment is for current account monthly plus R49, 500 million towards to the outstanding debt, in 2019/20 and 2020/21 the payment is for current account monthly plus R55, 500 million towards the outstanding debt per year and in 2021/22 the payment is for current account monthly plus R37, 500 million towards outstanding debt per year.
20. That Council acknowledges the 2017/18 Medium Term Revenue Expenditure Framework has a deficit of R 22, 6 million
21. That the Municipality, with the assistance of Provincial Treasury, will identify and implement appropriate measures and strategies to address root causes of the deficit, and to further submit and explain these measures to Council

SPECIAL COUNCIL MINUTES

14 of 22



22. That MFAM circular 82 on cost containment be submitted to Council for adoption and implementation
23. That the Municipality implements the approved cost containment plan and allocate the identified savings towards addressing the deficit and report to Council and Provincial Treasury on a quarterly basis.
24. That the following Councillors registered their descending vote:
 - 24.1 Cllr H L Pretorius
 - 24.2 Cllr E P Renoster
 - 24.3 Cllr S Mustafa
 - 24.4 Cllr J G Brand

Department: Financial Services

Delegated.

RES.NO.:354/2017

(Special Council Meeting – Minutes 31/05/2017)

**7. COUNCIL MATTERS: FINANCE AND ECONOMIC DEVELOPMENT:
MUNICIPALITY STOP ACCEPTING PERSONAL AND BUSINESS CHEQUES
FROM CONSUMERS (5/6/3/1)**

RESOLVED

1. That no personal or business cheques be accepted from 01 July 2017 from consumers.
2. That only bank guarantee cheques be accepted from consumers.
3. That the following Councillors registered their descending vote:
 - 3.1 Cllr H L Pretorius
 - 3.2 Cllr E P Renoster
 - 3.3 Cllr S Mustafa
 - 3.4 Cllr J G Brand

Department : Budget and Treasury Office

Delegated

RES.NO.:355/2017

SPECIAL COUNCIL MINUTES

15 of 22



DEPARTMENT OF HOME AFFAIRS

NO. 826

11 AUGUST 2017

ALTERATION OF SURNAMES IN TERMS OF SECTION 26 OF THE BIRTHS AND DEATHS REGISTRATION ACT, 1992 (ACT NO. 51 OF 1992)

The Director-General has authorized the following persons to assume the surnames printed in *italics*:

1. Mohlahlwe Joseph Motloung - 610420 5585 080 - 12082 Indlovu Street, Extension 14, VOSLOORUS, 1475 - *Dlamini*
2. Patience Amanda Ndabana - 840905 0492 086 - 2558 Sika Street, Extension 2, IVORY PARK, 1659 - *Gunundu*
3. Yolanda Malebo Ndaba - 930808 0250 085 - 24477 Zone 6, Sheffield Street, DIEPKLOOF, 1864 - *Singo*
4. Simiso Wilson Msomi - 941101 5626 088 - 30 Sarojini Road, Northdale, PIETERMARITZBURG, 3200 - *Ntombela*
5. Maria Sombi Masina - 870714 0347 081 - 32152 Phumlane Street, TSAKANE, 1550 - *Sibeko*
6. Lucky Mabaso - 920907 5394 088 - 4015 Boitekong Street, Extension 2, IVORY PARK, 1685 - *Mlambo*
7. Joy Boitumelo Sheila Letwaba - 921215 0340 083 - 12 B Vincent Road, Zone 3, MEADOWLANDS, 1400 - *Modise*
8. Oupa Hlopho Mashegwana - 960920 5512 082 - 859 Mmutla Street, Extension 3, Zone 14, KWAGUQA, 1073 - *Matladi*
9. Mpatsu John Matevus - 850814 5677 088 - 4 Visagie Street, Colridge, VRYBURG, 8601 - *Mothupi*
10. Nomfanelo Lungisa Madlala - 901227 1061 083 - 16 Howard Road, Mayor's Walk, PIETERMARITZBURG, 3200 - *Sokhabase*
11. Thabani Khumalo - 980415 6055 085 - Kwavumbu, LADYSMITH, 3370 - *Mvelase*
12. Sifiso Wellington Mdlala - 901017 6078 087 - D 1160, EZAKHENI, 3381 - *Mahlaba*
13. Mercy Bonile Khaliswayo - 890505 0870 080 - 1140 B Zola North, Kwa Xuma, SOWETO, 1868 - *Mhlungu*
14. Matumule Tshepo Mohlape - 890411 5908 084 - Stand No 1337, Stadium View, TAFELKOP, 0474 - *Mamushi*
15. Maleke Brenda Tshello - 871009 1248 084 - 10062 Eenzaam, NEBO, 1059 - *Tshehla*
16. Sifiso Khumalo - 870724 5480 084 - 635 Rockrummer Street, Section E, PALM SPRINGS, 1914 - *Magubani*
17. Aaron Mathatha Nkosi - 850428 6141 083 - 17260 Extension 17, EMBALENHLE, 2285 - *Mnisi*
18. Nelisiwe C Molotja - 850312 1335 082 - 22333 Extension 20, EMBALENHLE, 2200 - *Nkosi*
19. Sandile Eugene Ngobese - 870915 6417 089 - 1096 Mabuza Street, WESSELTON, 2353 - *Mkhwanazi*
20. Nametso Adoration Ngakanyane - 890904 0940 086 - P O Box 174, TSEOG, 8617 - *Morapane*
21. Tsikwane Charles Mokoena - 790430 5403 087 - 5269 Phase 3, TSHEPISO, 1933 - *Ndlovu*
22. Tshepo Godwin Shubani - 840107 5779 084 - Stand No 49, SANDTON, 2090 - *Buthelezi*
23. Samkelisiwe Zesipho Ngqasa - 951104 0421 080 - Mbodleni A/A, MOUNT FRERE, 5090 - *Mazwi*
24. Lindokuhle Sphephelo Sokhela - 981125 5857 089 - Swayimane, WARTBURG, 3233 - *Ngcobo*
25. Leroy Van Beulen - 990311 6259 082 - 165 Spandiel Street, Borchanan, GEORGE, 6529 - *Haarhof*
26. Siboniso Myako - 940827 5894 083 - 1518 Thornville, PIETERMARITZBURG, 3200 - *Khuzwayo*
27. Nkosinathi Emmanuel Mjwara - 970423 6242 085 - Ntekaneni Location, DONNYBROOK, 3237 - *Madiba*
28. Ayanda Leon Mbatha - 980314 5915 086 - 170105 Mkholumbe Area, HILLCREST, 3650 - *Bhengu*
29. Nhlakanipho Perfect Kunene - 960724 5662 088 - 040729 Block D, DASSENHOEK, 3600 - *Phelako*
30. Mhlengi Ngwazi - 990309 6018 086 - Ophepheni Location, HIGHFLATS, 3306 - *Phungula*

31. Shikara Dyul - 971105 0093 080 - 237 Stonebridge Drive, PHOENIX, 1033 - *Dwarika*
32. Nosiphelele Mbaleki - 970220 1161 082 - Upper Lotana Store, TSOLO, 5170 - *Mkungelwa*
33. Lelethu Dikeni - 990502 0959 087 - Hoita A/A, COFIMVABA, 5350 - *Khalo*
34. Wendy Mcuba Skosana - 860520 5766 080 - Stand No 186, KWAGGAFONTEIN, 9301 - *Nkosi*
35. Nkosinathi Cyril Mkhize - 760104 6357 081 - 87 Bynsby Fam, DALTON, 3236 - *Gumede*
36. Bheki Eric Sogoni - 661124 5585 086 - C 1368, UMLAZI, 4001 - *Duma*
37. Tshepo Cavin Mokoena - 850312 5408 083 - 11178 Nareng Street, DAVEYTON, 1520 - *Mbuli*
38. Bongumusa Nkosana Mahlangu - 870414 6217 087 - 3343 Moloi Street, TSAKANE, 1550 - *Sikhosana*
39. Xolani Collen Gumede - 890430 6132 080 - 4981 Tsagane Street, Extension 8, Langaville, TSAKANE, 1550 - *Silepe*
40. Ausley Matsane - 930219 6163 084 - 3334 Limpopo Street, Shalimaridge, HEIDELBERG, 1441 - *Malatjie*
41. Simnikiwe Ndizana - 941215 6207 084 - Mbokotwana A/A, TSOLO, 5170 - *Mtati*
42. Bantu Matoti - 980601 5896 088 - 3 Mdumbi, Extension 7, BUTTERWORTH, 4960 - *Bikitsha*
43. Buti Gabaitsekgosi Molefe - 741008 5964 082 - 1905 Motupa Section, Tlokweg, MADIKWE, 2839 - *Motsatsi*
44. Mzamiseni Zamani Mapumulo - 940214 6510 085 - P O Box 825, MTUBATUBA, 3935 - *Ngcobo*
45. Juliette Christine Jack - 970404 0069 088 - 5 – 3 Falls Estate, 220 Inanda Road, WATERFALL, 3610 - *Lombard*
46. Tebogo David Maoba - 930508 5276 081 - Dilaeneng, BOCHUM, 0790 - *Mangala*
47. Sibusiso Ngcobo - 931122 5693 086 - Ntuzuma, DURBAN, 4001 - *Shange*
48. Siviwe Sobekwa - 900102 5281 089 - 15 Manor Close, HILTON, 3745 - *Sibetha*
49. Pauline Mmarakau Sesoke - 980928 0772 083 - 120 Sun City, KWAMHLANGA, 1022 - *Teffo*
50. Fortune William Masemola - 981105 5684 089 - 197 Mbhongo, SIYABUSWA, 0427 - *Matshika*
51. Sibusiso Gift Nomyayi - 970403 5613 080 - 723 Extension 5, ROUXVILLE, 9958 - *Moahloli*
52. Mulweli Musetsho - 980609 5790 086 - House No 8722, Extension 3, ORANGE FARM, 1805 - *Mulelu*
53. Phumlani Clifford Dlabantu - 760225 5739 084 - Kwezerana Location, KING WILLIAMS TOWN, 5600 - *Nkohla*
54. Bongani Mngoma - 780201 5489 083 - Tshonya A/A, LUSIKISIKI, 4800 - *Ndludla*
55. Zimasile Gwetyelo - 831212 6591 081 - Mhlonlo A/A, LIBODE, 5760 - *Dakamnyama*
56. Bonginkosi Eugene Lucky Sibiya - 730122 5671 085 - 16751 Dwaleni Road, Luganda, PINETOWN, 3600 - *Biyela*
57. Bonga Elvis Hadebe - 791216 6186 089 - 500746 Inanda Road, Molweni Reserve, HILLCREST, 7560 - *Ndlovu*
58. Kabelo Godfrey Maleka - 870214 5655 083 - 32941 Tshukudu Street, Extension 12, MAMELODI EAST, 0122 - *Boshielo*
59. Zanele Khethukuthula Madi - 900716 0366 080 - Block D, EMONDLO, 3105 - *Shoba*
60. Khethukuthula Wandile Dlamini - 990215 5203 084 - 610 Ncame, VRYHEID, 3100 - *Mtshali*
61. Mazwi Smangalis Ntshangase - 960817 5976 084 - Coronation, VRYHEID, 3100 - *Msweli*
62. Mandisa Silindile Cele - 930504 0210 084 - 338 John Dorry Driver, NEWLANDS, 4037 - *Bekwa*
63. Asipe Mtirara - 971125 0611 087 - , KHAYELITSHA, 7525 - *Wanga*
64. Siyamcela Nongqayi - 970728 6072 088 - Kasa, ELLIOTDALE, 5070 - *Mxoveni*

65. Nadeem Abrahams - 970619 5283 083 - 13 Alabama Road, Colorado Park, MITCHELLS PLAIN, 7780 - *Johnson*
66. Christopher Thabang Mokobi - 830508 5583 081 - Stand No 2952, Zone B, NAMAKGALE, 1391 - *Mbuyane*
67. Bhikizitha Nycezu - 750202 6133 080 - Mqokweni, MT AYLIFF, 4735 - *Hlophe*
68. Iren Ziphokuhle Sithole - 710924 0857 088 - Ngedleni Location, ESHOWE, 3815 - *Mzimela*
69. Nonkululeko Mjada - 980518 0921 085 - 1816 Linga Road, Masiphumelele, FISHHOEK, 7974 - *Gwam*
70. Sinethemba Matiwana - 981020 5686 085 - 152 Cetu Street, Kwamaxaki, PORT ELIZABETH, 6201 - *Mcoyana*
71. Siphokazi Jibilikile - 861226 0414 085 - 2327 Takalani, VENTERSTAD, 9798 - *Menemene*
72. Mpho Joseph Mello - 850214 5519 085 - 797 Section B, KWAMHLANGA, 1022 - *Modise*
73. Mhlonishwa Sithembiso Mthethwa - 820908 6202 081 - Harlem Farm, PIET RETIEF, 2380 - *Mthembu*
74. Angelique Pretorius - 781202 0055 084 - 143 Ocean View Drive, STRUISBAAI, 7285 - *Mattstädt*
75. Eva Morongwa Ragatji - 731109 0580 089 - 1058 Section A, Ramaphoso, TEMBA, 0407 - *Baloyi*
76. Reuben André Smit - 861128 5033 086 - 98 Seder Street, Suideroord, JOHANNESBURG, 2091 - *Sverdloff*
77. Kagiso Peace Khabae - 730717 5814 088 - Tlapeng Village, KURUMAN, 8460 - *Batshameki*
78. Nomthandazo Elizabeth Ngubane - 900629 0485 083 - 6922 Extension 3, Khutsong, CARLETONVILLE, 2502 - *Mangoloti*
79. Thabizolo Mnene - 940419 5753 087 - 7308 Intendokwane Crescent, Marimba Gardens, VOSLOORUS, 1475 - *Mlenga*
80. Cleopatia Smphiwe Sibanda - 930224 5444 089 - Stand No 7034, KANYAMAZANE, 1214 - *Nkosi*
81. Siyabonga Jordaan Khambula - 780507 5535 083 - Makhabeleni Area, KRANSKOP, 3268 - *Buthlezi*
82. Betty Mantoa Tau - 840630 0727 089 - 138 Tsolo Section, KATLEHONG, 1431 - *Thejane*
83. Phumzile Merylen Zwane - 970815 0487 089 - Namibia Area, INANDA, 4309 - *Wosiyane*
84. Xolani Mninzi - 900719 6010 082 - Ngolo Location, UMTATA, 3160 - *Dielaphantsi*
85. Gadimang Samuel Majova - 750516 5655 086 - Gopane Village, LEHURUTSHE, 2882 - *Molele*
86. Baphe Thulani Nzuza - 480427 5636 083 - Mawudla Area, ESHOWE, 3815 - *Gumede*
87. Albert Oupa Mofokeng - 610108 5662 088 - P O Box 186, TSHAKHUMA, 0951 - *Matumba*
88. Bonginkosi Robert Sibiyi - 570402 5828 080 - C 917, UMLAZI, 4031 - *Mkhize*
89. Xolani Madlala - 720605 5463 083 - 4465 Gambushe Street, LAMONTVILLE, 4027 - *Mahlobo*
90. Stephen Thabo Dlamini - 880505 6928 082 - 322 Zone 8, MEADOWLANDS, 1851 - *Mogajane*
91. Moleko Aubrey Ntsaku - 811107 5498 086 - 938 Boshof, SONDERWATER, 8340 - *Tlhokwe*
92. Enouck Mbuyiselo Livi - 871219 5286 085 - 2787 Mondi Street, DOBSONVILLE, 1865 - *Majova*
93. Xolile Fortunate Letlhake - 871226 5284 085 - 9664 Modise Street, Mogale City, KAGISO II, 1754 - *Kraai*
94. Sibusiso Mvunge - 980908 5336 084 - 133 Iringa Street, Teanong Section, TEMBISA, 1055 - *Mbada*
95. Khanyisani Blessing Dlamini - 920807 5713 081 - Mabane Street, Sweetwaters, PIETERMARITZBURG, 3201 - *Magoso*
96. Kate Louise Geyer - 821229 0213 084 - 41 Palm Springs, 32 Tenth Avenue, DURBAN, 4001 - *Simpson*
97. Cyprian Thamsanqa Manyathi - 840314 6241 086 - 3630 Krishna Road, BRAIRDENE, 4051 - *Ntanzi*
98. Aron Botsang Dzakwa - 870404 6625 082 - 1594 Tolofiya Street, ATLANTIS, 7349 - *Lekepa*

99. Khumoetsile Sekhudu - 850227 5368 089 - 38 Mareka Street, ATTERIDGEVILLE, 0008 - *Modise*
100. Lungani Goodboy Ndlovu - 900718 5912 082 - P O Box 135, Umlaas Road, DURBAN, 4001 - *Ngcobo*
101. Nosipho Mkhize - 970212 0341 088 - M 198 Umkhovothi Road, UMLAZI, 4066 - *Nyawose*
102. Ntombizodumo Nobuhle Mkhize - 970602 1469 088 - C 1646, UMLAZI, 4060 - *Dhlomo*
103. Sikwamkele Mpongwana - 950215 5605 088 - 81 – 99 Kraai Street, MFULENI, 7100 - *Mhlekwana*
104. Sifiso Nzuza - 950101 6241 083 - D 62482, EZAKHENI, 3387 - *Shangase*
105. Nkanyiso Sithole - 970302 5879 081 - Emhumayo, LADYSMITH, 3370 - *Khoza*
106. Lucesia Tsholofelo Tities - 961227 0228 086 - 54 Five Avenue, 203 Bergsig, BEREKA, 2198 - *Tilo*
107. Thabang Tholo Morena - 910113 5806 088 - Ga-Motodi, PRAKTISEER, 1100 - *Makofane*
108. Nokwazi Mavis Msimango - 681107 0680 081 - 8080 Section 5, MADADENI, 2951 - *Zulu*
109. Matthews Gilbert Mokabane - 740905 5620 088 - 3295 Uittog Avenue, GELUKSDAL, 1546 - *Mabotja*
110. Mabuti Piet Nkosi - 540929 5333 080 - 1760 Phineus, VOSLOORUS, 1475 - *Sibanyoni*
111. Itumeleng Moffat Mokone - 861227 5358 087 - 121 Moseliki Section, KATLEHONG, 1431 - *Moletsane*
112. Siyabulela David Sidloyi - 800418 5290 081 - 472 Tusha Avenue, ZWELETEMBA, 6852 - *Tungani*
113. Lifa Perseverance Mabuza - 891007 5439 085 - 190 Tekwenya South, KANYAMAZANE, 1214 - *Mokoena*
114. Tshepiso Treasure Baloyi - 861014 6055 080 - 361 Block Xx, SOSHANGUVE, 0164 - *Kgasi*
115. Mxolisi Elvis Mbokane - 721211 5334 082 - Stand No 1200, Lekazi, KANYAMAZANE, 1214 - *Mavuso*
116. Obakeng Isaac Maloma - 910922 5499 086 - 1457 Makeke Street, LETLABONG, 0263 - *Motamba*
117. Kefuoe Mofokeng - 901211 5339 083 - 1 Mooki Street, ORLANDO EAST, 1806 - *Tshabalala*
118. Segodi Carl Maboko - 930620 5860 085 - House No 2190, Maningburg, GA-KGAPANE, 0838 - *Malekutu*
119. Gontse Jack Mamabolo - 951115 5300 087 - 1566 Block D, SOSHANGUVE, 0152 - *Shoko*
120. Siphosethu Moyo - 980507 5430 085 - 1272 Legodi Street, Extensio 2, EBONY PARK, 1690 - *Duka*
121. Nombuso Shanice Mahlangu - 921226 0320 082 - Plot 15, Rietfontein, HARTEBEESSPOORT, 0216 - *Ngondo*
122. Fortune Matli - 940110 0915 082 - 7527 Sithohimela Street, Extension 9, Marimba Gardens, VOSLOORUS, 1475 - *Khumalo*
123. Aphiwe Ludidi - 900315 1244 089 - A 40 Polar Park, PHILLIPPI, 7785 - *Chitani*
124. Sakhumzi Maema - 990227 6043 088 - 5252 Robert Sobukwa, SMORA MACHEL, 7785 - *Tshandu*
125. Ramaesela Salome Mabusela - 291016 0172 084 - 4199 Block 20, Moloto South, KWAMHLANGA, 1022 - *Langa*
126. Sabata Johannes Kharase - 760420 5432 083 - 421 Block 4, KUTLOANONG, 9460 - *Moloi*
127. Itumeleng Pedro Pholo - 840831 5329 083 - 1878 Lejoane Street, Kanana Location, ORKNEY, 2619 - *Motlogelwa*
128. Patrick Mloko Mahlangu - 830210 5352 084 - 98 Bank 2, MEERLUS, 1090 - *Mashiloane*
129. Lucas Promise Mathebula - 680512 5334 082 - Stand No 1635, TWEEFONTEIN, 0475 - *Masango*
130. Moea Esaia Mokoena - 600927 5550 080 - 116 Carbon Road, Steel Park, VERENA, 1939 - *Mohaladi*
131. Elisa Mahlapane Sempe - 901111 0363 080 - 787 Section A, BOTSHABELO, 9781 - *Kapulungoane*
132. Herold Sebetola - 970730 5781 081 - 888 Foskop, NAMAKGALE, 1391 - *Sebetola*

133. Bongokuhle Greyidisi Manyoni - 870426 0582 084 - 154 Kubheka Stand, Blaauwbosch, OSIZWENI, 2952 - *Mabaso*
134. Piet Senwamadi Moabi - 671009 5751 085 - 74 Mathatsimarwana, LEFARAGATLHA, 0309 - *Phuduhudu*
135. Daniel Den-Boy Solontsi - 820506 5653 088 - 641 Xhosa, Section 1, CARLETONVILLE, 2499 - *Rammekwa*
136. Tshepo Irish Moethwa - 880103 5381 089 - P O Box 0250, Oukasie, MASENKENG, 0157 - *Mahuma*
137. Mbutiki Piet Nthoesane - 850330 5788 080 - 15445 Sereto Street, Kageng Location, POTCHEFSTROOM, 2520 - *Khanoka*
138. Martin Putle Diale - 590102 6075 089 - 1062 Blagore Section, Chaweng, RUSTENBURG, 0300 - *Tsitsi*
139. Zibuyile Constance Dlamini - 810810 0618 084 - Lot 8088, WATERLOO, 4319 - *Mchunu*
140. Odumeleng Sibanyoni - 881217 5257 088 - 33 Mgadi Street, KWA THEMA, 1575 - *Ramatlo*
141. Nothi Lucas Pieterse - 570107 5646 081 - 548 Tlama Tlama Section, TEMBISA, 1632 - *Nkabinde*
142. Hlakudi Kashego - 600325 0794 086 - Mamone, GA-MDLALA, 1063 - *Mabule*
143. Motjielwa Harrison Sekgabi - 841128 5886 082 - 30 – 8th Avenue, ALEXANDRA, 2090 - *Bokaba*
144. Tshepo Kopela - 960123 5405 087 - 218 B Makong, WITSIESHOEK, 9870 - *Mothapo*
145. Elvis Mokgwatjane - 970512 0481 085 - P O Box 400, NEBO, 1059 - *Mohlala*
146. Thulani Brian Rabotho - 730205 5393 089 - 6821 Zone 5, DIEPKLOOF, 1862 - *Hlongwane*
147. David Motsoeneng - 870602 6159 081 - 6562 Chief Albert Luthuli Park, Clovesdene, BENONI, 1500 - *Morabe*
148. Thabo Aphané - 831215 5346 084 - 6285 Zone 4, Boitshoka Street, DIEPKLOOF, 1864 - *Kunupi*
149. Linda Veronica Rwairwai - 731118 0562 088 - Old Location, ELLIOT, 5460 - *Nxawe*
150. Robert Obas Sekwana - 760625 5413 087 - 1902 Lekala Drive, Cloverdene, BENONI, 1501 - *Dludlu*
151. Thamsanqa Moyo - 890331 5342 086 - 9259 B Mkwai Street, Orlando West, SOWETO, 1804 - *Oliphant*
152. Modikoe More - 840120 5713 086 - 880 Pheela Street, Orlando East, SOWETO, 1804 - *Power*
153. Oscar Nenwalwi - 961225 6045 082 - Shondoni Section, LWAMONDO, 0985 - *Tshivhase*
154. Nkosinathi Pet Jele - 880419 5337 081 - 6447 Extension 5, Mzinoni Township, BETHAL, 2310 - *Nhlanhla*
155. Relebohile Rosalia Ntmane - 931111 0656 081 - 1927 C, BOTSHABELO, 9781 - *Sesing*
156. Marole Aaron Letsoalo - 750505 5373 089 - 618 Makhaso Street, Moletsane, KWA XUMA, 1868 - *Makwela*
157. Rasematho Elijah Moutmakwe - 580826 5839 085 - 4087 Nare Street, Zone 3, DIEPKLOOF, 1864 - *Moseamed*
158. Malesela Lungile Hlongwane - 930301 6161 084 - 584 Extension 3, Vaalwater, LESEDING, 0530 - *Chlutyana*
159. Refilwe Norah Tshwaedi - 880319 0703 081 - 4003 Zone 4, Tshukudu Street, PIMVILLE, 1809 - *Moeketsi*
160. Mncedisi Blessing Ngwenya - 871116 5582 085 - 6 Lusiki Building, 52 Dukes Avenue, Windsor East, RANDBURG, 2094 - *Thwala*
161. Andile Zulu - 920705 5731 089 - Zondi Store, ELANDSKOP, 3226 - *Nxele*
162. Lunga Ngxiya - 970308 6254 083 - 344 Phomolong Section, TEMBISA, 1632 - *Dlungwana*
163. Kgaugelo Maake - 990209 5320 089 - P O Box 6133, GIYANI, 0826 - *Selowa*
164. Kgabo Raphael Madisha - 910517 5378 080 - 6 Craydon Street, Highveld Estate, PRETORIA, 0010 - *Mashao*
165. Mmatshigo Rosina Matoledi - 900504 1012 089 - Stand No 2213804, TAFELKOP, 0474 - *Matsepe*
166. Simon Ntando Mahlangu - 960627 5304 082 - 3343 Moloi Street, Extension 4, LANGAVILLE, 1550 - *Sikhosana*

167. Masefela Jocelyn Ndima - 940527 1353 080 - No 18 B / 10057, Segopje, GA-RAMOSHA, 0744 - *Ramoshai*
168. Thobeka Pretty Khawula - 971209 0675 084 - Kwa Madlala Location, PORT SHEPSTONE, 4240 - *Lushaba*
169. Lerato Clementina Baitsiwe - 930723 1402 082 - 70453 Mabittleng Section, MAJAKANENG, 3303 - *Gume*
170. Zamasishi Charlotte Madlala - 950112 0561 087 -, THORNVILLE, 3760 - *Mkhize*
171. Thobani Nene - 971219 5862 082 - 712 Lombethi Drive, SOBANTU, 3201 - *Nhlabati*
172. Andile Mbothwe - 990315 6288 082 - Gugwini A/A, UMZIMKULU, 3297 - *Nkabane*
173. Olona Ntsimbi - 970909 6429 086 - Mfundweni A/A, UMZIMKULU, 3297 - *Ndzimande*
174. Wilson Sente Tladi - 901217 6283 089 - 34024 Extension 6, Ntswila Street, MAMELODI EAST, 0122 - *Moswathupa*
175. Siphesiphle Hlatshwayo - 920326 5077 082 - 15603 Alabama Street, Extension 16, Protea Glen, SOWETO, 1818 - *Nzima*
176. Witness Mabungo - 980408 1057 081 - Ha-Makate, DZANANI, 0955 - *Phaswana*
177. Sabelo Alex Nzuza - 901013 5831 089 - P O Box 37, ULUNDI, 3838 - *Ntshangase*
178. Zanethemba Mahala - 990702 5317 089 - 48 Balfour Street, GINSBERG, 5600 - *Plaatjies*
179. Bakang Phetwe - 960619 5437 087 - 3449 Zone 3, ITSOSENG, 2744 - *Mokgothu*
180. Boineelo Molefe - 971026 0694 083 - 152 Rakhudu, TSITSING, 0333 - *Rasebitse*
181. Percy Hlungwane - 990805 5525 088 - 1816 Bambanani Street, Mandela Village, KWAMHLANGA, 1022 - *Ngoako*
182. Malose Robert Dikgale - 931112 5586 083 - 249 Tintinyane Street, Sun Valley, MAMELODI WEST, 0122 - *Maboyane*
183. Zintle Somcho - 961028 0685 089 - Gungqwana Location, TSOLO, 5170 - *Madikane*
184. Nokuzola Simakade - 980924 1003 081 - Mabongo Location, KING WILLIAMS TOWN, 5600 - *Zenani*
185. Mziwonke Fuzile - 941006 6135 080 - Centule A/A, Centane, BUTTERWORTH, 4960 - *Komani*
186. Sifiso Maimela - 930601 5366 083 - 38 / 1091 Virgo Street, FREEDOM PARK, 1811 - *Dlamini*
187. Mashudu Clifford Radzilani - 900221 5399 087 - University Of Free State, Campus Residence, BLOEMFONTEIN, 9300 - *Mathobo*
188. Nhlanhla Lucky Tom - 960925 1025 085 - 2393 Sasol, MABOLOKA, 0197 - *Mazibuko*
189. Lulama Chresta Thembela - 880813 0329 087 - 9920 Ubuntu Street, Phola Park, MALMESBURY, 7300 - *Tyaliti*
190. Philani Dlamini - 760429 5524 088 - 3009 John Ross, Margaret, DUDUZA, 1494 - *Zondi*
191. Ntemi Samuel Sehole - 700729 5625 089 - 1957 Zone 2, Luvhula Street, DIEPKLOOF, 1864 - *Masala*
192. Anastasia Matsie Motsokobi - 860312 0057 081 - 173 Kendal Road, BLOEMSPRUIT, 9364 - *Jobo*
193. Khumbulani Sibusiso Shandu - 750103 6528 081 - P O Box 277, MELMOTH, 3835 - *Mbatha*
194. John Nte Ntlaba - 670808 6038 082 - Makoshong II, PHALANE, 0349 - *Gaborone*
195. Nhlanhla David Mkhize - 850312 5507 082 - 445 Kwamakhutla Township, AMANZIMTOTI, 4125 - *Magudulela*
196. Msawenkosi Godfrey Mchunu - 840829 5740 085 - Kwahlonga Area, KRANSKOP, 3268 - *Ngubane*
197. Lwazi Ayanda Shongwe - 960913 6642 088 - Mpakama Area, PONGOLA, 3170 - *Sibiya*
198. Khanyisile Gloria Radebe - 860704 0361 085 - 125 Shiyas Location, NEW HANOVER, 3230 - *Magwaza*
199. Collin Nkitsing Thipe - 561219 5782 088 - 11 Shale Street, KWA THEMA, 1575 - *Petersen*
200. Joseph De Bruin - 741113 5150 086 - 8 Dipouletsatsi Dupa Street, DE DOORNS, 6875 - *Mahlatshana*

201. Thapelo Isaac Molekwa - 841105 5316 088 - 4701 Non-Line Section, BAFOKENG, 2711 - *Nkuna*
202. Lukhanyo Mkhumbuzi - 931009 5622 084 - Nkolonga Village, LADY FRERE, 5410 - *Tanase*
203. Tshagane Rodrick Motong - 990815 5443 083 - 561 Dukuza Street, Extension 2, DIEPSLOOT, 0807 - *Madiseng*
204. Kelegile Latifah Tsotsotso - 960920 0692 084 - 3275 Tshiting, Zone 13, SEBOKENG, 1983 - *Mokapela*
205. Paisley Rasereko Mooketsi - 920906 5497 081 - 12 Kagiso Street, TLHBANE WEST, 0309 - *Moremi*
206. Kabelo Godfrey Sponkane - 981023 5683 086 - 10450 Tamotlatla Village, VENTERSDORP, 2710 - *Sibi*
207. Pitso Masilo - 910403 6079 086 - 97 Mmaditlhokwa, MARIKANA, 0284 - *Sefali*
208. Philisiwe Mabhanya - 760225 0846 082 - Brooksnek A/A, MT AYLIFF, 4735 - *Dlembula*
209. Celene Kemp - 960801 0163 088 - 7 Waterbury Road, PLUMSTEAD, 7800 - *Bredeveltdt*
210. Pinkie Anna Ndlovu - 941128 0946 088 - Platkop Farm, HARRISMITH, 9880 - *Radebe*
211. Fadiel Marlie - 910525 5172 080 - 32 A Seaside Village, BERGBAY, 7441 - *Nolan*
212. Sindiswa Gugwini - 730510 0768 080 - 11 Lulu Street, DELFT SOUTH, 7100 - *Madwayi*
213. Esme Shekeshe - 870131 0874 081 - 334 Phooko Section, KATLEHONG, 1431 - *Mofokeng*
214. Smangalisso Llyod Nkabinde - 860616 5919 081 - 1472 – 21st Avenue, CLERNAVILLE, 3602 - *Mokoena*
215. Zanele Mpfana - 850822 1278 082 - Gwalas Farm, TONGAAT, 4420 - *Mafuna*
216. Sozabile Albert Motloung - 840508 6016 089 - 6603 Extension 2, Moleleki, KATLEHONG, 1432 - *Langa*
217. Phindile Joyce Silangwe - 750916 1206 084 - 286 Credi Section, KATLEHONG, 1431 - *Khumalo*
218. Sithembiso Thapelo Hadebe - 990716 5933 083 - Ngonyameni Area, ESTCOURT, 3370 - *Lehutso*
219. Kgaogelo Mahulo France Choma - 890128 5391 083 - Stand No 538, MOTETEMA, 0473 - *Modise*
220. Funani Saviour Kubheka - 850608 5781 084 - 1 Aster Street, Primrose, GERMISTON, 1401 - *Mazibuko*
221. Sefiso Welcome Ngcobo - 641001 5015 089 - Hopewell, PIETERMARITZBURG, 3200 - *Ntshiza*
222. Lindeni Innocent Dhlomo - 720630 5391 084 - 4359 Sinhlenhle Street, Zone 4, Pimville, SOWETO, 1809 - *Nkosi*
223. Sipiwe Prince Caleni - 870423 5945 085 - 599 Bush Valley, ALVENDA PARK, 2091 - *Mlambo*
224. Kagiso Talazo - 870615 5983 087 - 1343 Dladla Street, VOSLOORUS, 1475 - *Msimang*
225. Mandlenkosi Sylvester Masina - 860821 5797 087 - 8565 Mothlathomo Crescent, Extension 13, VOSLOORUS, 1475 - *Maseko*
226. Zuluboy Wonderboy Mcetha - 781028 5887 084 - 26437 Phase, Extension 8, MAMELODI EAST, 0122 - *Nyathi*
227. Bareki David Tlholakae - 500201 5704 084 - 10029 Block A, BAKERVILLE, 2742 - *Tlholatlung*
228. Murendeni Arthur Mathora - 870301 5451 082 - 14150 Extension 13, Protea Glen, SOWETO, 1818 - *Nemudzivhadi*
229. Stephen Maluse Jack Mabusela - 830404 6340 087 - 203 Makotsi Village, LEBOWAKGOMO, 0737 - *Kekana*
230. Lesiba Paul Mabusela - 770412 5499 087 - 203 Makotsi Village, LEBOWAKGOMO, 0737 - *Kekana*
231. Sphiwe Raymond Mntungwana - 850811 6073 085 - H896 Ntunjambili Road, UMLAZI, 4031 - *Vidima*
232. Nhlanhla Desmond Mntungwana - 870827 6554 086 - H896 Ntunjambili Road, UMLAZI, 4031 - *Vidima*
233. Keabecwe Thelma Jaftha - 661117 0293 086 - 1944 H 2 Section, BOTSHABELO, 9200 - *Phoshoane*
234. Sandiselo Maxwell Ntshangase - 850113 6090 080 - R 404 Section 7, MADADENI, 2951 - *Sibiya*

235. Sibusiso Gracious Malinga - 870330 5999 089 - 1802 Section H, EKANGALA, 1021 - *Dlamini*
236. Amahle Ndevu - 980817 0633 082 - Mpindweni A/A, LIBODE, 5110 - *Nontsukwana*
237. Tsiliso Mahase - 830303 7000 080 - 3277 Clermont Road, CLERMONT, 3610 - *Mopasi*
238. Tshilidzi David Ramahana - 680103 6486 087 - 3746 / 17, Monnikaasvoel Crescent, ELANDSPOORT, 0183 - *Mukwevho*
239. Julia Nomthandazo Nteyi - 660605 0686 086 - 48597 Habe Street, KHAYELITSHA, 7784 - *Mnguphane*
240. Thabo Jack - 870110 5463 082 - 7261 Zone 4, Thembaletu, GEORGE, 6524 - *Mnyanda*
241. Ntsikelelo Ernest Wewem - 760606 5740 083 - 8 Tinkers Crescent, Summer Greens, CAPE TOWN, 8001 - *Mgudlwa*
242. Andrew Nteseng Matlala - 801015 5481 089 - 44 – 3rd Avenue, ALEXANDRA, 2090 - *Seutane*
243. Bongani Patrick Mngomezulu - 790811 5499 086 - 123 Mavimrela Section, KATLEHONG, 1431 - *Mothabene*
244. Derick Sibusiso Masinga - 840412 6091 087 - House No 21, Extension 1, LAWLEY, 1836 - *Matshabe*
245. Ntombikayise Margaret Zondo - 691025 0634 080 - House No 548, OSIZWENI, 2952 - *Nkosi*
246. Mahommed Mahmoud Saleh Mahomed - 700422 5230 080 - 483 Servaas Street, PRETORIA WEST, 0182 - *Bhamjee*
247. Phathuxolo Daniso - 690915 6132 082 - Room 28, Block C, Old Fitts, LANGA, 7455 - *Nkwebana*
248. Thabo Cebekhulu - 830428 5821 086 - 74-10th Road, KEW, 2090 - *Baloyi*
249. William Mpongo - 971207 5290 081 - 663 Xhosa Section, Khutsong, CARLETONVILLE, 2499 - *Bobe*
250. Emly Zume - 730516 0623 084 - 4339 Xhosa Street, TSAKANE, 1550 - *Tsagane*
251. Xolile Qwaka - 760225 6058 088 - 24 Drommedaris, MPEKWENI, 7620 - *Koli*
252. Thabiso Ralegonye Mohale - 890123 6002 086 - 473 Mosiliki Section, KATLEHONG, 1431 - *Makgato*
253. Sibongile Jane Mamaru - 880810 0120 086 - 48 – 3rd Street, BOKSBURG, 1460 - *Maidi*
254. Themba Monakali - 810220 5654 086 - 3627 Roets Drive, VOSLOORUS, 1475 - *Mazibuko*
255. Dalintyebo David Mqwathi - 710603 5301 082 - 195 Mqantsa Section, TEMBISA, 1425 - *Sithole*

DEPARTMENT OF LABOUR

NO. 827

11 AUGUST 2017

AMENDED NOTICE OF DIRECTION IN TERMS OF SECTION 27(2) OF THE OCCUPATIONAL HEALTH AND SAFETY ACT, READ WITH REGULATION 3(4)(a) OF THE GENERAL SAFETY REGULATIONS

I, Tibor Szana, duly designated by the Minister of Labour in terms of section 27(1) of the Occupational Health and Safety Act, 1993 as Chief Inspector for the purposes of the aforementioned Act, and acting in terms of the powers and functions conferred upon me by Section 27(2), and those assigned to me by other provisions of the Act, hereby give notice that as from the date of this notice, all applications for approval from a person or organisation who wants to provide First Aid training approved by the Chief Inspector, as referred to in Regulation 3 (4) (a) of the General Safety Regulation, published under Government Notice R1031 of 30 May 1986, will only be considered if it is accompanied by a valid accreditation certificate issued by the **Quality Assurance Body that has been delegated the quality assurance responsibilities for First aid unit standards by the Quality Council for trades & Occupations (QCTO)**, established in terms of section 26l (1) of the Skills Development Amendment Act, 2008, and has been authorised by the Chief Inspector to carry out such accreditation.

Those already registered with the Department of Labour, will after the promulgation of this notice, be granted 12 months to be accredited with Quality Assurance Bodies. All service providers who fail to register within the given period will automatically be de-registered from the Department of Labour database and will no longer be recognized as legitimate service providers. This notice is an amendment to the previous notice issued on the 30th September 2016


Tibor Szana

Chief Inspector: OHS

GENERAL NOTICES • ALGEMENE KENNISGEWINGS

NON-GOVERNMENTAL ORGANIZATION

NOTICE 576 OF 2017

NATIONAL GAMBLING ACT, 2004

APPLICATION FOR AN AMENDMENT OF A NATIONAL LICENCE

Notice is hereby given that **GLI Africa (Pty) Ltd of Block B, Central Park, 400 16th Road, Midrand, 1685, Gauteng**, intends to apply to the Gauteng Gambling Board for an amendment of its national licence to relocate its offices to **East & West Wing, Ground Floor, 7 River Road, Riverview Office Park, Janadel Avenue, (Ext Bekker Road, Midrand)**.

The application will be open for public inspection at the offices of the board from **11 August 2017**.

Written representations should be lodged with the Chief Executive Officer, Gauteng Gambling Board, Private Bag 15, Bramley, 2018, within one month from **11 August 2017**.

Such representations shall contain at least the following information:

- (a) the name of the applicant to which representations relate;
- (b) the ground or grounds on which representations are made;
- (c) the name, address, telephone and fax number of the person submitting the representations
- (d) whether the person submitting the representations requests the board to determine that such person's identity may not be divulged and the grounds for such request; and
- (e) whether or not they wish to make oral representations at the hearing of the application.

DEPARTMENT OF RURAL DEVELOPMENT AND LAND REFORM

NOTICE 577 OF 2017

GENERAL NOTICE IN TERMS OF THE RESTITUTION OF LAND RIGHTS ACT 1994, (ACT No. 22 OF 1994) AS AMENDED.

Notice is hereby given in terms of Section 11(1) of the Restitution of Land Rights Act, 1994 (Act No. 22 of 1994), as amended. These claims for the restitution of land rights have been submitted to the Regional Land Claims Commissioner for the Western Cape. The particulars regarding this claim are as follows:

Project Name : Simon's Town (6)

Number of Claims : 06

Area : Simon's Town, City of Cape Town, Western Cape

Type of Claim : Tenancy

Property : As listed below

Ref. number	Claimant	Lodgement date	Property description	Current owner(s)
B988	Frederick Victor Bailey	31/12/1998	Erf 2378, Simon's Town.	City of Cape Town
D866	Adelaide Sheila Doty	26/07/1997	Erf 2621 Simon's Town	Hutchings Roland Christopher Dalton
D867	Madeleine Alma Davids	26/12/1997	Erf 4512 Simon's Town	City of Cape Town
D883	Johanna Delcarme	31/12/1998	Erf 4526, Simon's Town	City of Cape Town
F475	Weder Faulman	26/07/1997	Erf 14530 Simon's Town	City of Cape Town
S1365	Achmad Solomon	31/12/ 1998	Remainder Erf 1096	National Government of the Republic of South Africa

The Regional Land Claims Commission will investigate this claim in terms of provisions of the Act in due course. Any party who has an interest in the above-mentioned land is hereby invited to submit, within 60 days from the publication of this notice, any comments/ information to:

The Regional Land Claims Commission: Western Cape
Private Bag X9163
Cape Town
8000

Tel: (021) 409-0300

Fax: (021) 424-5146

CHECKED.....
APPROVED.....
DATE

DATE 12/6/2017

Mr. L.H Maphutha
Regional Land Claims Commissioner

DEPARTMENT OF RURAL DEVELOPMENT AND LAND REFORM

NOTICE 578 OF 2017

GENERAL NOTICE IN TERMS OF THE RESTITUTION OF LAND RIGHTS ACT, 1994 (ACT No. 22 OF 1994)

NOTICE IS HEREBY GIVEN IN TERMS OF SECTION 11(1) OF THE LAND RIGHTS ACT, 1994 (ACT NO. 22 OF 1994), AS AMENDED. THIS CLAIM FOR THE RESTITUTION OF LAND RIGHTS HAS BEEN SUBMITTED TO THE REGIONAL LAND CLAIMS COMMISSIONER FOR THE WESTERN CAPE. THE PARTICULARS REGARDING THIS CLAIM ARE AS FOLLOWS:

REFERENCE NO: KRK 6/2/3/A/26/0/331/1 (J759)

DISPOSSESSED PARTY: SYLVIA JOHNSON

PROPERTY DESCRIPTION: ERF 19483 BROOKLYN SUBSEQUENT TO THE DISPOSSESSION ERVEN 19483 BROOKLYN WAS CONSOLIDATED INTO ERF 20845 CAPE TOWN THAT WERE SUB-DIVIDED INTO ERVEN 20846, 20847 AND 20848 CAPE TOWN.

CAPACITY: TENANCY

CURRENT OWNERS: ERF 20846 CAPE TOWN: HENRY JOHN MINNAAR AND RACHEL SOPHIA MINNAAR; ERF 20847 CAPE TOWN: FUSION PROP 23 CC AND ERF 20848 CAPE TOWN: FUSION PROP 23 CC

DATE OF LODGEMENT: 29 DECEMBER 1998

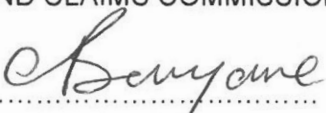
THE COMMISSION ON RESTITUTION OF LAND RIGHTS WILL INVESTIGATE THIS CLAIM IN TERMS OF PROVISIONS OF THE ACT IN DUE COURSE. ANY PARTY WHO HAS AN INTEREST IN THE ABOVE-MENTIONED LAND IS HEREBY INVITED TO SUBMIT, WITHIN 60 DAYS FROM THE PUBLICATION OF THIS NOTICE, ANY COMMENTS / INFORMATION TO:

OFFICE OF THE REGIONAL LAND CLAIMS COMMISSIONER: WESTERN CAPE
PRIVATE BAG X9163
CAPE TOWN
8000


TEL: 021- 409 0300

FAX: 021 424 5146

MR. L.H. Maphutha
REGIONAL LAND CLAIMS COMMISSIONER

APPROVED: 

DATE: 20/7/17

CHECKED BY: 

DATE: 19/6/2017

**DEPARTMENT OF RURAL DEVELOPMENT AND LAND REFORM
NOTICE 579 OF 2017**

GENERAL NOTICE IN TERMS OF THE RESTITUTION OF LAND RIGHTS ACT, 1994 (ACT NO. 22 OF 1994)

Notice is hereby given in terms of Section 11 (1) of the Restitution of Land Rights Act, 1994 (Act No. 22 of 1994) that a claim for the restitution of land rights on the following properties have been lodged with the Regional Land Claims Commissioner: KwaZulu-Natal and that the Commission on Restitution of Land Rights will further investigate the claim in terms of provisions of the Act in due course:

Property	:	Remainder of Lot 74 of MB6 of the farm Cato Manor No. 812
Extent of property	:	0, 2017 ha
Magisterial District	:	Ethekwini
Administrative District	:	KwaZulu-Natal
Previous Title Deed No.	:	T18206/1972
Claimant	:	Bachan Maharaj
Date claim lodged	:	22 December 1998
Reference number	:	KRN6/2/3/E/8/817/2716/5711

Any party/parties who have an interest in the above-mentioned properties is hereby invited to submit, within **30 days** from the date of publication of this notice, any representations and/ or information which shall assist the Commissioner in proving or disproving this claim.

Should no information and/ or representations from the affected party/ parties be forthcoming within the stipulated period, the affected party/parties shall be *ipso facto* barred from further doing so and the Commission shall continue with the subsequent processes towards completion of the investigation.

Any comments and information should be submitted to:

The Regional Land Claims Commissioner: KwaZulu-Natal
Private Bag X9120
Pietermaritzburg 3200

Tel: (033) 355 - 8400
Fax: (033) 342 - 3409

Submissions may also be delivered to Second Floor, African Life Building, 200 Church Street, Pietermaritzburg.

LEBJANE MAPHUTHA
REGIONAL LAND CLAIMS COMMISSIONER: KWAZULU NATAL
DATE:

DEPARTMENT OF RURAL DEVELOPMENT AND LAND REFORM

NOTICE 580 OF 2017

**GENERAL NOTICE IN TERMS OF THE RESTITUTION OF LAND RIGHTS ACT, 1994
(ACT No. 22 OF 1994) AS AMENDED.**

Notice is hereby given in terms of Section 11(1) of the Restitution of Land Rights Act, 1994 (Act No. 22 of 1994), as amended. The claim for the restitution of land rights has been submitted to the Regional Land Claims Commissioner of the Western Cape. The particulars regarding this claim are as follows:

Project Name : Bartlett Family Claim
Reference Number : B582
Dispossessed Party : Hajira Jumat
Property Description : Rem of Erf 46741 Rondebosch.
Extent : 668m²
Capacity : Tenant
Area : City of Cape Town
Date submitted : 31 December 1998

The Regional Land Claims Commission will investigate this claim in terms of provisions of the Act in due course. Any party who has an interest in the above-mentioned land is hereby invited to submit, within 60 days from the publication of this notice, any comments / information to:

The Office of the Regional Land Claims Commissioner: Western Cape
Private Bag X9163
Cape Town
8000

Tel: 021*4090300

Fax: 021*424-5146

Regional Land Claims Commissioner: Western Cape

CHECKED
MR B.MARS
CHIEF RESTITUTION ADVISOR: LEGAL
DATE: 13/7/17

APPROVED.....
MR L.H MAPHUTHA
REGIONAL LAND CLAIMS COMMISSIONER
DATE: 28/7/17

**DEPARTMENT OF RURAL DEVELOPMENT AND LAND REFORM
NOTICE 581 OF 2017**

GENERAL NOTICE IN TERMS OF THE RESTITUTION OF LAND RIGHTS ACT, 1994 (ACT NO. 22 OF 1994)

Notice is hereby given in terms of Section 11 (1) of the Restitution of Land Rights Act, 1994 (Act No. 22 of 1994) that a claim for the restitution of land rights on the following properties have been lodged with the Regional Land Claims Commissioner: KwaZulu-Natal and that the Commission on Restitution of Land Rights will further investigate the claim in terms of provisions of the Act in due course:

Property	:	Lot 135 New Germany Township
Extent of property	:	0, 8147 ha
Magisterial District	:	Ethekwini
Administrative District	:	KwaZulu-Natal
Previous Title Deed No.	:	T11934/1969
Claimant	:	Raghunan Rambarun on behalf of the Rambarun Family
Date claim lodged	:	31 December 1998
Reference number	:	KRN6/2/3/E/39/836/1863/108

Any party/parties who have an interest in the above-mentioned properties is hereby invited to submit, within **30 days** from the date of publication of this notice, any representations and/ or information which shall assist the Commissioner in proving or disproving this claim.

Should no information and/ or representations from the affected party/ parties be forthcoming within the stipulated period, the affected party/parties shall be *ipso facto* barred from further doing so and the Commission shall continue with the subsequent processes towards completion of the investigation.

Any comments and information should be submitted to:

The Regional Land Claims Commissioner: KwaZulu-Natal
Private Bag X9120
Pietermaritzburg 3200

Tel: (033) 355 - 8400
Fax: (033) 342 - 3409

Submissions may also be delivered to Second Floor, African Life Building, 200 Church Street, Pietermaritzburg.

LEBJANE MAPHUTHA
REGIONAL LAND CLAIMS COMMISSIONER: KWAZULU NATAL
DATE:

DEPARTMENT OF RURAL DEVELOPMENT AND LAND REFORM
NOTICE 582 OF 2017

GENERAL NOTICE IN TERMS OF THE RESTITUTION OF LAND RIGHTS ACT, 1994 (ACT NO. 22 OF 1994)

Notice is hereby given in terms of Section 11 (1) of the Restitution of Land Rights Act, 1994 (Act No. 22 of 1994) that a claim for the restitution of land rights on the following properties have been lodged with the Regional Land Claims Commissioner: KwaZulu-Natal and that the Commission on Restitution of Land Rights will further investigate the claim in terms of provisions of the Act in due course:

Property	:	See attached
Extent of property	:	See attached
Magisterial District	:	Babanangob (GU)
Administrative District:	:	KwaZulu-Natal
Current Title Deed No.	:	See attached
Current Owner	:	See Attached
Bonds & Restrictive Conditions (Interdicts)	:	None
Claimant	:	Late Bonginhlhla Moses Zungu on behalf of KwaJosi Community
Date claim lodged	:	28 August 1998
Reference number	:	KRN6/2/E/2/0/12

Any party/parties who have an interest in the above-mentioned properties is hereby invited to submit, within **30 days** from the date of publication of this notice, any representations and/ or information which shall assist the Commissioner in proving or disproving this claim.

Should no information and/ or representations from the affected party/ parties be forthcoming within the stipulated period, the affected party/parties shall be *ipso facto* barred from further doing so and the Commission shall continue with the subsequent processes towards completion of the investigation.

Any comments and information should be submitted to:

The Regional Land Claims Commissioner: KwaZulu-Natal
Private Bag X9120
Pietermaritzburg 3200

Tel: (033) 355 - 8400
Fax: (033) 342 - 3409

Submissions may also be delivered to Second Floor, 200 Church Street, Pietermaritzburg.

L. H. MAPHUTHA
REGIONAL LAND CLAIMS COMMISSIONER: KWAZULU NATAL
DATE:

SCHEDULE

NO.	PROPERTY DESCRIPTION	EXTENT	CURRENT TITLE DEED NO.	CURRENT OWNER	BONDS & RESTRICTIVE CONDITIONS (INTERDICTS)
1	Portion 7 of the farm Mooihoek No.394GU	926.5688ha	T26425/2013	Paradise Falls Timber Pty Ltd	None
2	Remainder of the farm Perth No.719GU	602.3902ha	T26425/2013	Paradise Falls Timber Pty Ltd	None
3	Portion 5 of the farm Mooihoek No.394GU	2015.0000sqm	T21421/1980	Telkom Sa Ltd	None
Total extent claimed		1528.959ha			

**DEPARTMENT OF RURAL DEVELOPMENT AND LAND REFORM
NOTICE 583 OF 2017**

GENERAL NOTICE IN TERMS OF THE RESTITUTION OF LAND RIGHTS ACT, 1994 (ACT NO. 22 OF 1994)

Notice is hereby given in terms of Section 11 (1) of the Restitution of Land Rights Act, 1994 (Act No. 22 of 1994) that a claim for the restitution of land rights on the following properties have been lodged with the Regional Land Claims Commissioner: KwaZulu-Natal and that the Commission on Restitution of Land Rights will further investigate the claim in terms of provisions of the Act in due course:

Property	:	see attached schedule
Extent of property	:	see attached schedule
Magisterial District	:	Port Shepstone
Administrative District	:	KwaZulu-Natal
Current Title Deed No.	:	see attached schedule
Current Owner	:	see attached schedule
Bonds & Restrictive Conditions (Interdicts)	:	see attached schedule
Claimant	:	Gilbert Joseph Chiliza on behalf of the Chiliza Community
Date claim lodged	:	22 December 1998
Reference number	:	KRN6/2/2/E/41/0/0/1

Any party/parties who have an interest in the above-mentioned properties is hereby invited to submit, within **30 days** from the date of publication of this notice, any representations and/ or information which shall assist the Commissioner in proving or disproving this claim.

Should no information and/ or representations from the affected party/ parties be forthcoming within the stipulated period, the affected party/parties shall be *ipso facto* barred from further doing so and the Commission shall continue with the subsequent processes towards completion of the investigation.

Any comments and information should be submitted to:

The Regional Land Claims Commissioner: KwaZulu-Natal
Private Bag X9120
Pietermaritzburg 3200

Tel: (033) 355 - 8400
Fax: (033) 342 - 3409

Submissions may also be delivered to Second Floor, African Life Building, 200 Church Street, Pietermaritzburg.

SCHEDULE

NO.	PROPERTY DESCRIPTION	EXTENT	CURRENT TITLE DEED NO.	CURRENT OWNER	BONDS & RESTRICTIVE CONDITIONS (INTERDICTS)
1	Remainder of Portion 2 of the farm Ocean View No. 11749	38, 2564 ha	T49255/2007	Idwala Ind Holdings (Pty) Ltd	None
2	Portion 3 of Portion 1 of the farm Ocean View No. 11749	50, 2226 ha	T31258/2000	Lynton Philip Neethling	B14805/2005 B19184/2007 B29767/2001
3	Portion 4 of Portion 2 of the farm Ocean View No. 11749	20, 9575 ha	T20779/2003	Jacqueline Henriette Marie Leleux	None
4	Remainder of the farm Purbeck No. 7711	374, 0203 ha	T7808/1972	Umtamvuna Number Three cc	B9210/2007
5	Remainder of Portion 8 of the farm Purbeck No. 7711	141, 1160 ha	T7130/1981	Umtamvuna Number Three cc	B9210/2007 VA818/1988-7130/981T VA819/1988-7130/981T
6	Portion 9 of the farm Purbeck No. 7711	4, 0512 ha	T46399/2000	Andries Johannes Bruwer	None
7	Portion 10 of the farm Purbeck No. 7711	71, 0725 ha	T7899/1983	Lynton Philip Neethling	B14805/2005 B29767/2001
8	Portion 11 of the farm Purbeck No. 7711	260, 1855 ha	T22900/1997	Ballymena Farms cc	B1382/2016 B18219/2014
9	The farm Lot 30 Oribi Flats No. 13124			NOT REGISTERED	
10	The farm Lot 31 Oribi Flats No. 13124	314, 9747 ha	T31198/2009	Mzimkhulu Game Ranch cc	None
11	The farm Minnehaha No. 11261	352, 4815 ha	T21835/1986	Michael Victor Neethling	B2664/2005 B29766/2001
12	The farm Lot 29 Oribi Flats No. 13170	275, 0270 ha	T4/2016	Sunset Beach Trading 196 cc	VA4/2016
13	Remainder of Portion 1 of the farm Lot 30 Oribi Flats No. 12606	121, 4942 ha	T4697/2009	Sikhuthale Land Trust-Trustees	None
14	Portion 2 of the farm Lot 30 Oribi Flats No. 12606	58, 9725 ha	T4/2016	Sunset Beach Trading 196 cc	VA4/2016
15	Remainder of the farm Sunnyside No. 11978	320, 7374 ha	T1554/2000	Ballymena Farms cc	None
16	Portion 1 of the farm Sunnyside No. 11978	65, 3330 ha	T1553/2000	Gary John Neethling	B22857/2015 B31993/2000
17	A portion of the consolidated Remainder of Portion 8 of the farm Fredheim No. 11152, known before consolidation as the Remainder of the farm Fredheim No. 11152	350, 0472 ha	T44056/2014	Sydney Terrence Langton	None

**DEPARTMENT OF RURAL DEVELOPMENT AND LAND REFORM
NOTICE 584 OF 2017**

GENERAL NOTICE IN TERMS OF THE RESTITUTION OF LAND RIGHTS ACT, 1994 (ACT NO. 22 OF 1994)

Notice is hereby given in terms of Section 11 (1) of the Restitution of Land Rights Act, 1994 (Act No. 22 of 1994) that a claim for the restitution of land rights on the following properties have been lodged with the Regional Land Claims Commissioner: KwaZulu-Natal and that the Commission on Restitution of Land Rights will further investigate the claim in terms of provisions of the Act in due course:

Property	:	Remainder of Lot F of Lot C of Sub X of farm Bellair No. 823
Extent of property	:	1, 5126 ha
Magisterial District	:	Ethekwini
Administrative District	:	KwaZulu-Natal
Previous Title Deed No.	:	T370/1983
Claimant	:	Brenda Ellen Gladys Shields
Reference number	:	KRN6/2/3/E/8/817/2710/240

Any party/parties who have an interest in the above-mentioned properties is hereby invited to submit, within **30 days** from the date of publication of this notice, any representations and/ or information which shall assist the Commissioner in proving or disproving this claim.

Should no information and/ or representations from the affected party/ parties be forthcoming within the stipulated period, the affected party/parties shall be *ipso facto* barred from further doing so and the Commission shall continue with the subsequent processes towards completion of the investigation.

Any comments and information should be submitted to:

The Regional Land Claims Commissioner: KwaZulu-Natal
Private Bag X9120
Pietermaritzburg 3200

Tel: (033) 355 - 8400
Fax: (033) 342 - 3409

Submissions may also be delivered to Second Floor, African Life Building, 200 Church Street, Pietermaritzburg.

LEBJANE MAPHUTHA
REGIONAL LAND CLAIMS COMMISSIONER: KWAZULU NATAL
DATE:

DEPARTMENT OF RURAL DEVELOPMENT AND LAND REFORM
NOTICE 585 OF 2017

GENERAL NOTICE IN TERMS OF THE RESTITUTION OF LAND RIGHTS ACT, 1994 (ACT NO. 22 OF 1994)

NOTICE IS HEREBY GIVEN IN TERMS OF SECTION 11(1) OF THE LAND RIGHTS ACT, 1994 (ACT NO. 22 OF 1994), AS AMENDED. THIS CLAIM FOR THE RESTITUTION OF LAND RIGHTS HAS BEEN SUBMITTED TO THE REGIONAL LAND CLAIMS COMMISSIONER FOR THE WESTERN CAPE. THE PARTICULARS REGARDING THIS CLAIM ARE AS FOLLOWS:

REFERENCE NO: KRK 6/2/3/A/1/0/331/82 (J522)

DISPOSSESSED PARTY: CORNELIUS JANUARIE

PROPERTY DESCRIPTION: ERF 793 RICHMOND PARK OF WHICH THE DESCRIPTION WAS SUBSEQUENT TO THE DISPOSSESSION CHANGED TO ERF 793 MILNERTON. ERF 793 MILNERTON WAS THEN CONSOLIDATED INTO ERF 37145 MILNERTON

CAPACITY: TENANCY

CURRENT OWNERS: RICHMOND PARK COMMUNAL PROPERTY ASSOCIATION

DATE OF LODGEMENT: 30 DECEMBER 1998

THE COMMISSION ON RESTITUTION OF LAND RIGHTS WILL INVESTIGATE THIS CLAIM IN TERMS OF PROVISIONS OF THE ACT IN DUE COURSE. ANY PARTY WHO HAS AN INTEREST IN THE ABOVE-MENTIONED LAND IS HEREBY INVITED TO SUBMIT, WITHIN 60 DAYS FROM THE PUBLICATION OF THIS NOTICE, ANY COMMENTS / INFORMATION TO:

OFFICE OF THE REGIONAL LAND CLAIMS COMMISSIONER: WESTERN CAPE
PRIVATE BAG X9163
CAPE TOWN
8000

TEL: 021- 409 0300
FAX: 021 424 5146

MR. L.H. MAPHUTHA
REGIONAL LAND CLAIMS COMMISSIONER

APPROVED: 

DATE: 20/7/17

CHECKED BY: 

DATE: 20/6/2017

DEPARTMENT OF TRADE AND INDUSTRY

NOTICE 586 OF 2017

STANDARDS ACT, 2008
STANDARDS MATTERS

In terms of the Standards Act, 2008 (Act No. 8 of 2008), the Board of the South African Bureau of Standards has acted in regard to standards in the manner set out in the Schedules to this notice.

SCHEDULE 1: DRAFTS FOR COMMENT

The following draft standards are hereby issued for public comments in compliance with the norm for the development of South Africa National standard in terms of section 23(2)(a) (ii) of the Standards Act.

Draft Standard No. and Edition	Title, scope and Purpose	Closing Date
SANS 50010:2017 (Ed.2)	<i>Measurement and verification of energy savings.</i> Provides a methodology for the determination of energy consumption and demand savings that may be used in a range of voluntary or regulatory processes, which may require the impact of interventions on energy use to be calculated for both Brownfield (Retrofit) and Greenfield (New Build) projects.	2017-09-18
SANS 51996-1-1:2017 (Ed.1)	<i>Eurocode 6 - Design of masonry structures - Part 1-1: General rules for reinforced and unreinforced masonry structures.</i> Gives the basis for the design of buildings and civil engineering works in masonry which deals with unreinforced masonry and reinforced masonry where the reinforcement is added to provide ductility, strength or improve serviceability.	2017-09-13
SANS 51996-1-2:2017 (Ed.1)	<i>Eurocode 6 - Design of masonry structures - Part 1-2: General rules - Structural fire design.</i> Applies to masonry structures which, for reasons of general fire safety, are required to fulfil certain functions when exposed to fire, in terms of avoiding premature collapse of the structure (load bearing function) and limiting fire spread (flames, hot gases, excessive heat) beyond designated areas (separating function).	2017-09-12
SANS 51996-3:2017 (Ed.1)	<i>Eurocode 6 - Design of masonry structures - Part 1-2: General rules - Structural fire design.</i> Applies to masonry structures which, for reasons of general fire safety, are required to fulfil certain functions when exposed to fire, in terms of avoiding premature collapse of the structure (load bearing function) and limiting fire spread (flames, hot gases, excessive heat) beyond designated areas (separating function).	2017-09-12

SCHEDULE 2: AMENDMENT OF EXISTING STANDARDS

The following draft standards are hereby issued for public comments in compliance with the norm for the development of South Africa National standard in terms of section 23(2)(a) (ii) of the Standards Act.

Draft Standard No. and Edition	Title, scope	Purpose of amendment	Closing Date
SANS 164-6:2017 (Ed.1.4)	<i>Plug and socket-outlet systems for household and similar purposes for use in South Africa Part 4: Dedicated system, 16 A 250 V a.c.</i>	Amended to introduce tolerances on standard sheets 4-1-1, 4-1-2 and 4-1-3, and to replace the word "maximum" by "minimum" on the explanation of reference numbers on standards sheets 4-2-1, 4-2-2 and 4-2-3 on reference number 2 where a dimension of 9,5 mm min. is specified on all drawings.	2017-09-05
SANS 61347-2-3:2017 (Ed.2.1)	<i>Lamp control gear Part 2-3: Particular requirements for a.c. and/or d.c. supplied electronic control gear for fluorescent lamps</i>	Amend to change the scope, general notes on test, marking, and behaviour of the control gear at the end lamp life.	2017-09-29

SCHEDULE 3: WITHDRAWAL OF STANDARDS

In terms of section 24(1)(C) of the Standards Act, the following standards are issued for comments with regard to the intention by the SABS to withdraw them.

Draft Standard No. and Edition	Title	Reason for withdrawal	Closing Date

SCHEDULE 4: ESTABLISHMENT OR DISBANDMENT OF TECHNICAL COMMITTEES

In terms of section 4(2) (1) the SABS has established the following technical committees to review the draft standards for public comments:

Technical Committee No.:	Title	Scope

If your organization is interested in participating in these committees, please send an e-mail to Dsscomments@sabs.co.za for more information.

SCHEDULE 5: WITHDRAWAL OF INFORMATIVE AND NORMATIVE DOCUMENTS

In terms of section 24(5) of the Standards Act, the following documents are being considered for withdrawal.

Draft Standard No. and Edition	Title	Reason for withdrawal	Closing Date

SCHEDULE 6: ADDRESSES OF SABS OFFICES

The addresses of offices of the South African Bureau of Standards where copies of standards mentioned in this notice can be obtained, are as follows:

1. Gauteng head office, 1 Dr Lategan Road, Groenkloof, Private Bag X191, Pretoria 0001.
2. Western Cape Regional Office, SABS, Liesbeek Park Way, Rosebank, PO Box 615, Rondebosch 7701.
3. Eastern Cape Regional Office, SABS, 30 Kipling Road, cor. Diaz and Kipling Roads, Port Elizabeth, PO Box 3013, North End 6056.
4. KwaZulu-Natal Regional Office, SABS, 15 Garth Road, Waterfall Park, Durban, PO Box 30087, Mayville 4058.

DEPARTMENT OF TRANSPORT

NOTICE 587 OF 2017

**AIR SERVICE LICENSING ACT, 1990 (ACT NO.115 OF 1990)
APPLICATION FOR THE GRANT OR AMENDMENT OF DOMESTIC AIR
SERVICE LICENCE**

Pursuant to the provisions of section 15 (1) (b) of Act No. 115 of 1990 and Regulation 8 of the Domestic Air Regulations, 1991, it is hereby notified for general information that the application detail of which appear in the appendix, will be considered by the Air Service Licensing Council. Representation in accordance with section 15 (3) of the Act No. 115 of 1990 in support of, or in position, an application, should reach the Air Service Licensing Council. Private Box X 193, Pretoria, 0001, within 21 days of date of the publication thereof.

APPENDIX I

(A) Full name and trade name of the applicant. (B) Full business or residential address of the applicant. (C) Class of licence applied for. (D) Type of air service to which application applies. (E) Category of aircraft to which application applies.

(A) Sublime Film (Pty) Ltd. (B) 44 6th Avenue, Illovo, Johannesburg. (C) Class III. (D) Type G3, G4 & G16 (RPAS operations). (E) Category H1.

APPENDIX II

(A) Full Name and trade name of the applicant. (B) Full business or residential address the applicant. (C) The Class and number of license in respect of which the amendment is sought (D) Type of air service and the amendment thereto which is being applied for (E) Category of aircraft and the amendment thereto which is being applied for. (F) Amendment referred to in section 14(2) (b) to I.

(A) Aircraft Systems South Africa (Pty) Ltd; Air-Tec Africa. (B) Unit 19, Archen House, Eastwood Office Park, 11B Riley Road, Bedfordview, JHB. (C) Class II; N1001D. (D) Type N1 & N2. (E) Category A2. **Changes to the Management Plan:** C Vouros replaces J Rehousek as the CEO, W Nkomo replaces M M Mundell as the RP: Flight Operations, R van Putten replaces S Koehler as the RP: Aircraft & C A Ninneman replaces U Mantah as the Air Service Safety Officer & **changes to the Shareholding & Voting Rights:** Reckon Management CC has 100%.

(A) Fly Blue Crane (Pty) Ltd; Fly Blue Crane. (B) Isando Busines Park, Blocks G1/G4, C/O Hulley & Gewel Street, Isando, 1620. (C) Class I; S1165D. (D) Type S1 & S2. **Changes to the Management Plan:** Mr Cilliers Jordaan replaces Mr John Bretton Woods as the RP: Flight Operations & Mr Jean Kichenbrand replaces Ms Tamzin Strauss as the Air Service Safety Officer.

(A) Groendraai Vliegtuigverhuring CC; Zeilinga Lugspuitdiens. (B) 71 Kretschmar Street, Bela-Bela, 0480. (C) Class III; G675D. (D) Type G5. (E) Category A4. **Changes to the Management Plan:** Mr Vivian Sheasby replaces Mr C J van den Berg as the Air Service Safety Officer.

(A) S. A. Airways (SOC) Ltd; S. A. Airways. (B) Airways Park, Room 110A, Jones Street, O. R. Tambo International Airport. (C) Class I, II & III; S552D, N553D & G554D. (D) Type S1, S2, N1, N2 & G2. (E) Category A1, A2 & A3. **Changes to the Management Plan:** Ms Lindi Jordaan is appointed as the Acting RP: Flight Operations.

(A) UAV and Drones Solutions (Pty) Ltd. (B) 75 6th Street, Parkhurst, 2194. (C) Class III; G1219D. (D) Type G3, G4, G5, G8 & G16 (RPAS operations). (E) Category A4, H1 & H2. **Changes to the Management Plan:** Jacob Jacobus (Jaacie) Visagie is appointed as the Air Service Safety Officer.

(A) Sky Messaging (Pty) Ltd; Sky Messaging. (B) Unit 106, Block 2, North Gate Park, 20 Section Street, Paarden Eiland, Cape Town. (C) Class III; G959D. (D) Type G2, G3, G8 & G14. (E) Category A4. **Changes to the Management Plan:** C J Arnott replaces P F Kent as the RP: Aircraft & RP: Flight Operations.

DEPARTMENT OF TRANSPORT

NOTICE 588 OF 2017

INTERNATIONAL AIR SERVICE ACT, (ACT NO.60 OF 1993)

GRANT /AMENDMENT OF INTERNATIONAL AIR SERVICE LICENSE

Pursuant to the provisions of section 17 (12) of Act No.60 of 1993 and Regulation 15 (1) and 15 (2) of the International Air Regulations, 1994, it is hereby notified for general information that the applications, detail of which appear in the Schedules hereto, will be considered by the International Air Services Council (Council) representation in accordance with section 16(3) of the Act No. 60 of 1993 and regulation 25(1) of International Air Services Regulation, 1994, against or in favour of an application, should reach the Chairman of the International Air Services Council at Department of Transport, Private Bag X 193, Pretoria, 0001, within 28 days of the application hereof. It must be stated whether the party or parties making such representation is / are prepared to be represent or represented at the possible hearing of the application.

APPENDIX I

(A) Full name, surname and trade name of the applicant. (B) Full business or residential address of the applicant. (C) Class of licence applied for. (D) Type of International Air Service to which application pertains. (E) Category or kind of aircraft to which application pertains. (F) Airport from and the airport to which flights will be undertaken. (G) Area to be served. (H) Frequency of flight.

(A) Aircraft Systems South Africa (Pty) Ltd; Air-Tec Africa. (B) Unit 19, Archen House, Eastwood Office Park, 11B Riley Road, Bedfordview, JHB. (C) Class III. (D) Type G7. (E) Category A2. (F) O R Tambo International Airport. (G) Worldwide.

(A) Utlwanang Projects (Pty) Ltd; Utlwanang Projects. (B) Unit 2 Fourways, Manor Office Park, Roos Street, Fourways, Jhb, 2055. (C) Class II. (D) Type N1 & N2. (E) Category A1 & A2. (F) O R Tambo International Airport.

APPENDIX II

(A) Full name, surname and trade name of the applicant. (B) Full business or residential address of the applicant. (C) Class of licence applied for. (D) Type of International Air Service to which application pertains. (E) Category or kind of aircraft to which application pertains. (F) Airport from and the airport to which flights will be undertaken. (G) Area to be served. (H) Frequency of flight.

(A) Aircraft Systems South Africa (Pty) Ltd; Air-Tec Africa. (B) Unit 19, Archen House, Eastwood Office Park, 11B Riley Road, Bedfordview, JHB. (C) Class II; I/N171. (D) Type N1 & N4. (E) Category A2, A3 & A4. (F) OR Tambo International Airport. **Changes to the Management Plan:** C Vouros replaces J Rehousek as the CEO, W Nkomo replaces M M Mundell as the RP: Flight Operations, R van Putten replaces S Koehler as the RP: Aircraft & C A Ninneman replaces U Mantah as the Air Service Safety Officer, **changes to the Shareholder & Voting Rights:** Reckon Management CC has 100% **addition of category A1 and Worldwide destinations** (type N4 air services).

(A) S. A. Airways (SOC) Ltd; S. A. Airways. (B) Airways Park, Room 110A, Jones Street, O. R. Tambo International Airport. (C) Class I, II; I/S094 & I/N095. (D) S1, S2, N1, N2, N3 & N4. (E) Category A1 & A2. (F) ORTIA, CTIA & KSIA. **Changes to the Management Plan:** Ms Lindi Jordaan is appointed as the Acting RP: Flight Operations.

BOARD NOTICES • RAADSKENNISGEWINGS

BOARD NOTICE 141 OF 2017

**INVITATION TO COMMENT ON AN EXPOSURE DRAFT ISSUED BY THE ACCOUNTING STANDARDS BOARD****Issued: 11 August 2017**

The Accounting Standards Board (the Board) invites comment on the Exposure Draft of the *Proposed Transitional Provisions for the Initial Adoption of the Standards of GRAP on Interests in Other Entities* (ED 157) that was issued by the ASB at its June 2017 meeting. Comment on ED 157 is due by **31 October 2017**.

Any input received on the proposals in ED 157 will be used in finalising the applicable pronouncements before they are issued.

All those affected by, or who are interested in this Exposure Draft, are encouraged to provide a written response to the Board.

Responses to the Exposure Draft should be received by its comment deadline, as indicated above.

Copies of the document

The document is available electronically on the Board's website – <http://www.asb.co.za>, or can be obtained by contacting the Board's offices on 011 697 0660 (telephone), or 011 697 0666 (fax).

Comment can be emailed to info@asb.co.za or can be submitted in writing to:

Accounting Standards Board

PO Box 7001

Halfway House


1685

We look forward to receiving your responses.

BOARD NOTICE 142 OF 2017**FINANCIAL MARKETS ACT, 2012****AMENDMENTS TO THE JSE DEBT LISTING REQUIREMENTS - GREEN
SEGMENT**

I, Dube Phineas Tshidi, Registrar of Securities Services, hereby give notice under section 71(3)(c)(ii) of the Financial Markets Act, 2012 (Act No. 19 of 2012) that the amendments to the JSE Debt Listing Requirements have been approved. Please be advised that the listing requirements are available on the official website of the Financial Services Board (www.fsb.co.za) and that of the exchange (www.jse.co.za).

The amendments come into operation on 12 September 2017.



D P TSHIDI

REGISTRAR OF SECURITIES SERVICES

WARNING!!!

To all suppliers and potential suppliers of goods to the Government Printing Works

The Government Printing Works would like to warn members of the public against an organised syndicate(s) scamming unsuspecting members of the public and claiming to act on behalf of the Government Printing Works.

One of the ways in which the syndicate operates is by requesting quotations for various goods and services on a quotation form with the logo of the Government Printing Works. Once the official order is placed the syndicate requesting upfront payment before delivery will take place. Once the upfront payment is done the syndicate do not deliver the goods and service provider then expect payment from Government Printing Works.

Government Printing Works condemns such illegal activities and encourages service providers to confirm the legitimacy of purchase orders with GPW SCM, prior to processing and delivery of goods.

To confirm the legitimacy of purchase orders, please contact:

Renny Chetty (012) 748-6375 (Renny.Chetty@gpw.gov.za),

Anna-Marie du Toit (012) 748-6292 (Anna-Marie.DuToit@gpw.gov.za) and

Siraj Rizvi (012) 748-6380 (Siraj.Rizvi@gpw.gov.za)

Printed by and obtainable from the Government Printer, Bosman Street, Private Bag X85, Pretoria, 0001
Contact Centre Tel: 012-748 6200. eMail: info.egazette@gpw.gov.za
Publications: Tel: (012) 748 6053, 748 6061, 748 6065